



The information in this document is subject to change without notice and should not be construed as a commitment by ABB. ABB assumes no responsibility for any errors that may appear in this document.

Except as may be expressly stated anywhere in this document, nothing herein shall be construed as any kind of guarantee or warranty by ABB for losses, damages to persons or property, fitness for a specific purpose or the like.

In no event shall ABB be liable for incidental or consequential damages arising from use of this document.

This document and parts thereof must not be reproduced or copied without ABB's written permission, and contents thereof must not be imparted to a third party nor be used for any unauthorized purpose. Contravention will be prosecuted.

Additional copies of this document may be obtained from ABB at its then current charge.

© Copyright 2020 ABB ALL right reserved.

ABB

SE-721 68 Västerås
Sweden

Latest revision:	
Prepared by, date: Jensen Xu 4/5/2020	Approved by, date: Henrik Knobel 4/7/2020



Lab/Office:
DMRO SE/

PickMasterTwin
COPYRIGHT

Status: Approved	Plant: = 0 Location: + Sublocation: +
Document no. 3HAC024480-020	Rev. Ind 00
	Page 1 Next 2 Total 3

TABLE OF CONTENTS

PAGE	PAGE DESCRIPTION							Date	Edited by
=0/1	COPYRIGHT							4/5/2020	Jensen Xu
=0/2	Table of contents : =0/1 - =4/8							4/5/2020	Jensen Xu
=0/2.a	Table of contents : =4/8.a - =4/10.a							4/5/2020	Jensen Xu
=1/1	#1	block diagram	robot x 1 + conveyor + camera	IRC5				4/5/2020	Jensen Xu
=1/2	#1	block diagram	robot x 1 + conveyor + camera	IRC5C				4/5/2020	Jensen Xu
=1/3	#1	wiring diagram	robot x 1 + conveyor + camera		PNP & push/pull encoder	Power-I/O cable 2000022909	basler scout camera	4/5/2020	Jensen Xu
=1/4	#1	wiring diagram	robot x 1 + conveyor + camera		NPN encoder	Power-I/O cable 2000022909	basler scout camera	4/5/2020	Jensen Xu
=1/5	#1	wiring diagram	robot x 1 + conveyor + camera		PNP & push/pull encoder	Power-I/O cable 2000034085	basler scout camera	4/5/2020	Jensen Xu
=1/6	#1	wiring diagram	robot x 1 + conveyor + camera		NPN encoder	Power-I/O cable 2000034085	basler scout camera	4/5/2020	Jensen Xu
=1/7	#1	wiring diagram	robot x 1 + conveyor + camera		PNP & push/pull encoder	Power-I/O cable 2000026632	basler scout camera	4/5/2020	Jensen Xu
=1/8	#1	wiring diagram	robot x 1 + conveyor + camera		NPN encoder	Power-I/O cable 2000026632	basler scout camera	4/5/2020	Jensen Xu
=1/9	#1	wiring diagram	robot x 1 + conveyor + camera		PNP & push/pull encoder	Power-I/O cable 2000034084	basler ace camera	4/5/2020	Jensen Xu
=1/10	#2	wiring diagram	robot x 1 + conveyor + camera		NPN encoder	Power-I/O cable 2000034084	basler ace camera	4/5/2020	Jensen Xu
=2/1	#2	block diagram	robot x 1 + conveyor + sensor	IRC5				4/5/2020	Jensen Xu
=2/2	#2	block diagram	robot x 1 + conveyor + sensor	IRC5C				4/5/2020	Jensen Xu
=2/3	#2	wiring diagram	robot x 1 + conveyor + sensor		PNP & push/pull encoder			4/5/2020	Jensen Xu
=2/4	#2	wiring diagram	robot x 1 + conveyor + sensor		NPN encoder			4/5/2020	Jensen Xu
=3/1	#3	block diagram	robot x 1 + sensor	IRC5				4/5/2020	Jensen Xu
=3/2	#3	block diagram	robot x 1 + sensor	IRC5C				4/5/2020	Jensen Xu
=3/3	#3	wiring diagram	robot x 1 + sensor					4/5/2020	Jensen Xu
=4/1	#4	block diagram	robot x 2 + conveyor + camera	IRC5				4/5/2020	Jensen Xu
=4/2	#4	block diagram	robot x 2 + conveyor + camera	IRC5C				4/5/2020	Jensen Xu
=4/3	#4	wiring diagram	robot x 2 + conveyor + camera		PNP & push/pull encoder	Power-I/O cable 2000022909	basler scout camera	4/5/2020	Jensen Xu
=4/3.a	#4	wiring diagram	robot x 2 + conveyor + camera		PNP & push/pull encoder	Power-I/O cable 2000022909	basler scout camera	4/5/2020	Jensen Xu
=4/4	#4	wiring diagram	robot x 2 + conveyor + camera		NPN encoder	Power-I/O cable 2000022909	basler scout camera	4/5/2020	Jensen Xu
=4/4.a	#4	wiring diagram	robot x 2 + conveyor + camera		NPN encoder	Power-I/O cable 2000022909	basler scout camera	4/5/2020	Jensen Xu
=4/5	#4	wiring diagram	robot x 2 + conveyor + camera		PNP & push/pull encoder	Power-I/O cable 2000034085	basler scout camera	4/5/2020	Jensen Xu
=4/5.a	#4	wiring diagram	robot x 2 + conveyor + camera		PNP & push/pull encoder	Power-I/O cable 2000034085	basler scout camera	4/5/2020	Jensen Xu
=4/6	#4	wiring diagram	robot x 2 + conveyor + camera		NPN encoder	Power-I/O cable 2000034085	basler scout camera	4/5/2020	Jensen Xu
=4/6.a	#4	wiring diagram	robot x 2 + conveyor + camera		NPN encoder	Power-I/O cable 2000034085	basler scout camera	4/5/2020	Jensen Xu
=4/7	#4	wiring diagram	robot x 2 + conveyor + camera		PNP & push/pull encoder	Power-I/O cable 2000026632	basler scout camera	4/5/2020	Jensen Xu
=4/7.a	#4	wiring diagram	robot x 2 + conveyor + camera		PNP & push/pull encoder	Power-I/O cable 2000026632	basler scout camera	4/5/2020	Jensen Xu
=4/8	#4	wiring diagram	robot x 2 + conveyor + camera		NPN encoder	Power-I/O cable 2000026632	basler scout camera	4/5/2020	Jensen Xu

Latest revision:

Prepared by, date: Jensen Xu 4/5/2020 Approved by, date: Henrik Knobel 4/7/2020



Lab/Office:
DMRO SE/

PickMasterTwin
Table of contents : =0/1 - =4/8

Status: Approved

Plant: = 0
Location: +
Sublocation: +

Document no.
3HAC024480-020

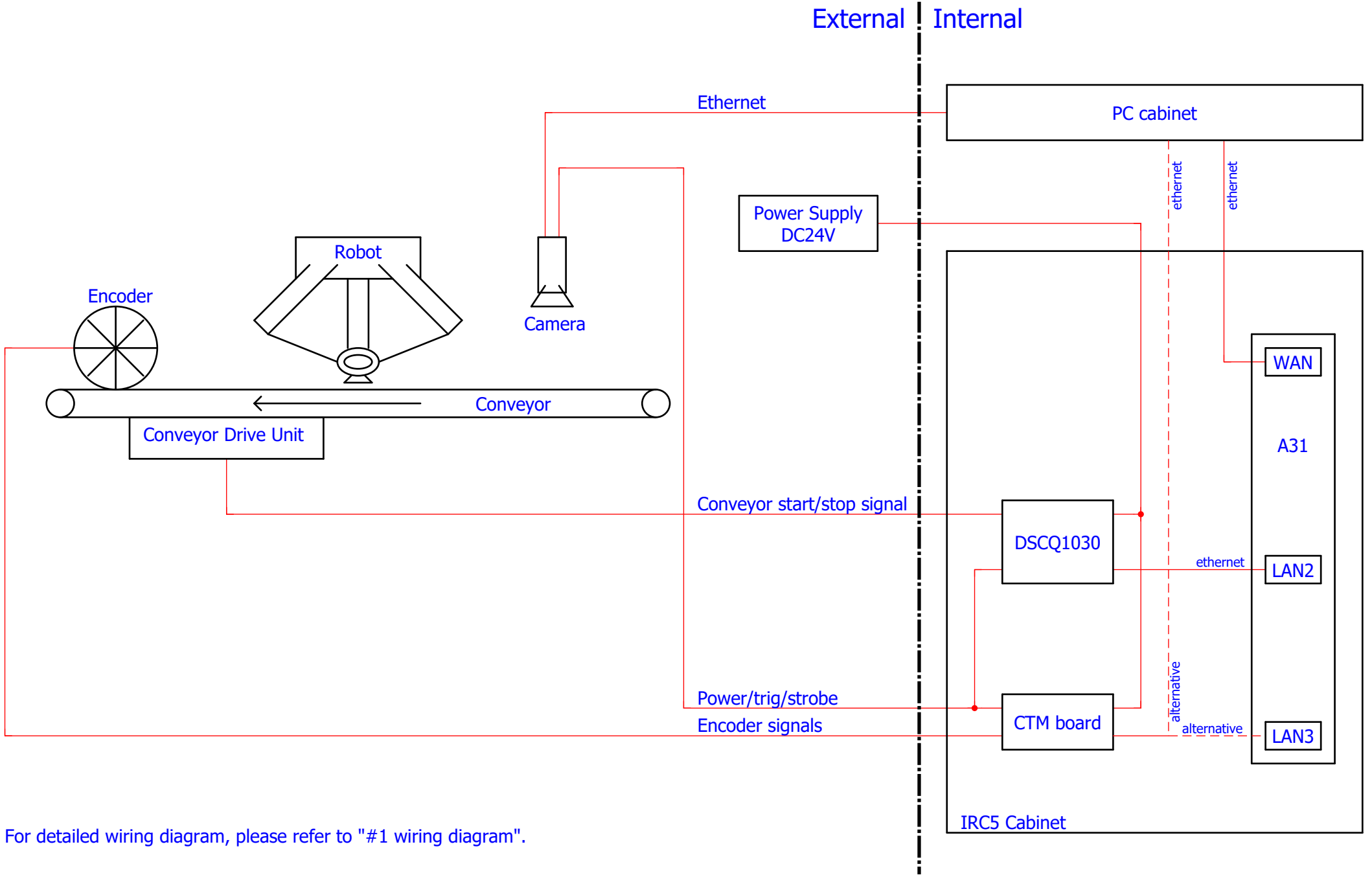
Rev. Ind Page 2
00 Next 2.a
Total 3

We reserve all rights in this document and in the information contained herein. Reproduction, use or disclosure to third parties without express authority is strictly forbidden. © Copyright 2017 ABB

TABLE OF CONTENTS

PAGE	PAGE DESCRIPTION							Date	Edited by
=4/8.a	#4	wiring diagram	robot x 2 + conveyor + camera		NPN encoder	Power-I/O cable 2000026632	basler scout camera	4/5/2020	Jensen Xu
=4/9	#4	wiring diagram	robot x 2 + conveyor + camera		PNP & push/pull encoder	Power-I/O cable 2000034084	basler ace camera	4/5/2020	Jensen Xu
=4/9.a	#4	wiring diagram	robot x 2 + conveyor + camera		PNP & push/pull encoder	Power-I/O cable 2000034084	basler ace camera	4/5/2020	Jensen Xu
=4/10	#4	wiring diagram	robot x 2 + conveyor + camera		NPN encoder	Power-I/O cable 2000034084	basler ace camera	4/5/2020	Jensen Xu
=4/10.a	#4	wiring diagram	robot x 2 + conveyor + camera		NPN encoder	Power-I/O cable 2000034084	basler ace camera	4/5/2020	Jensen Xu

We reserve all rights in this document and in the information contained here. Reproduction, use or disclosure to third parties without express authority is strictly forbidden. © Copyright 2017 ABB



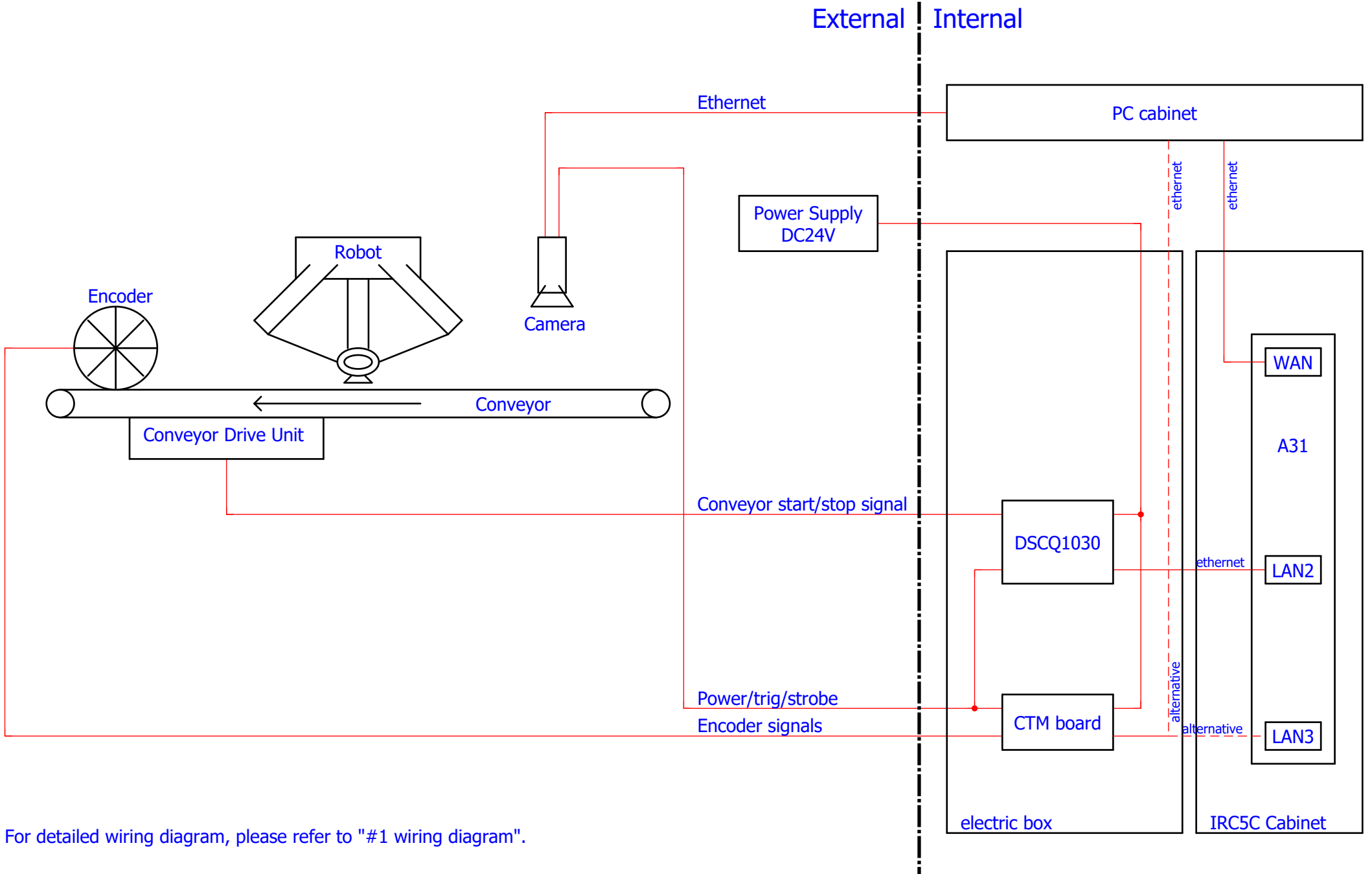
For detailed wiring diagram, please refer to "#1 wiring diagram".

Latest revision:	
Prepared by, date: Jensen Xu 4/5/2020	Approved by, date: Henrik Knobel 4/7/2020



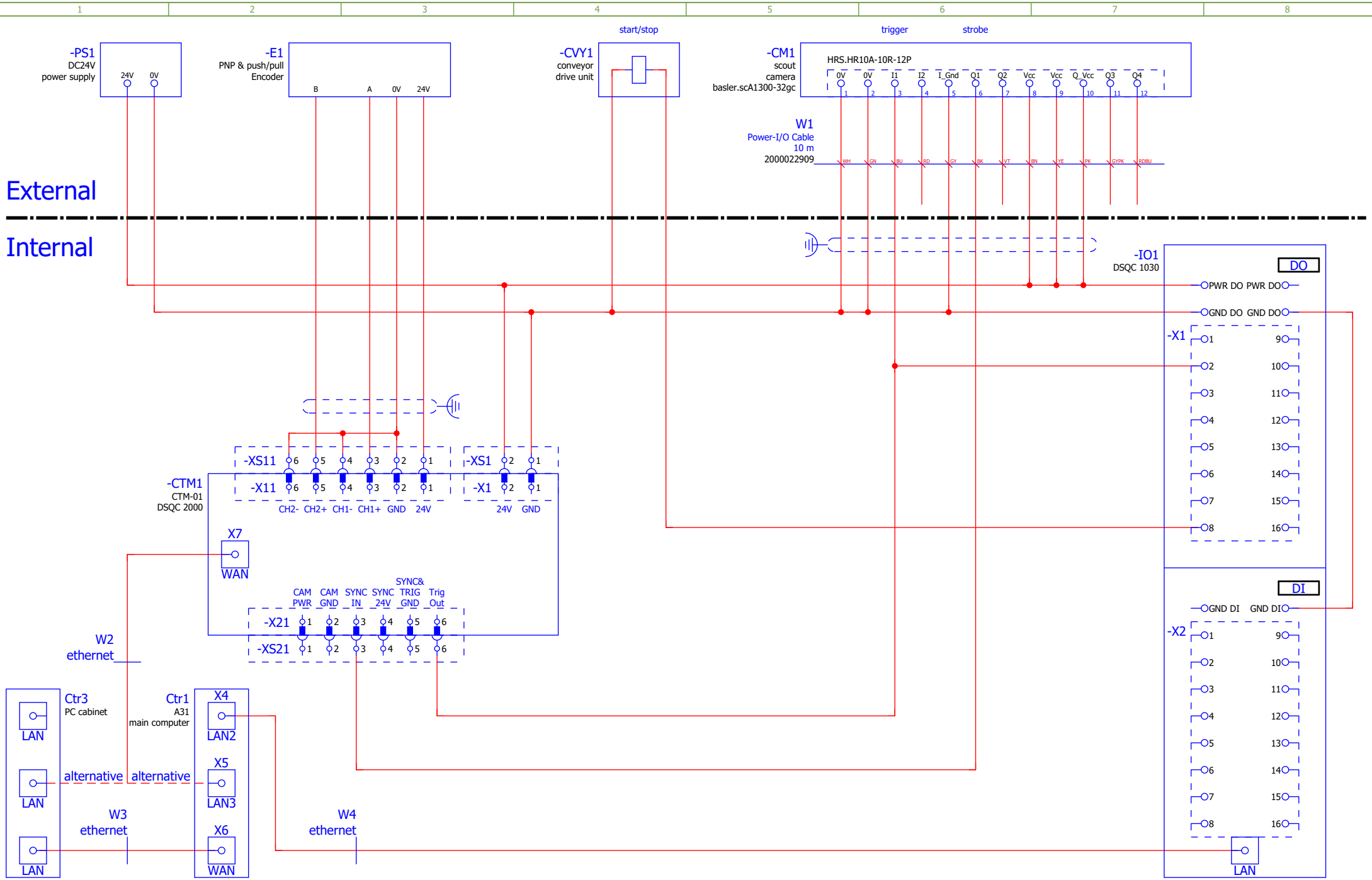
Lab/Office:
DMRO SE/
PickMasterTwin
#1 block diagram
robot x 1 + conveyor + camera
IRC5

Status: Approved	Plant: Location: Sublocation:+	= 1 +
Document no. 3HAC024480-020	Rev. Ind 00	Page 1 Next 2 Total 10



For detailed wiring diagram, please refer to "#1 wiring diagram".

We reserve all rights in this document and in the information contained here in. Reproduction, use or disclosure to third parties without express authority is strictly forbidden. © Copyright 2017 ABB



We reserve all rights in this document and in the information contained here in. Reproduction, use or disclosure to third parties without express authority is strictly forbidden. © Copyright 2017 ABB

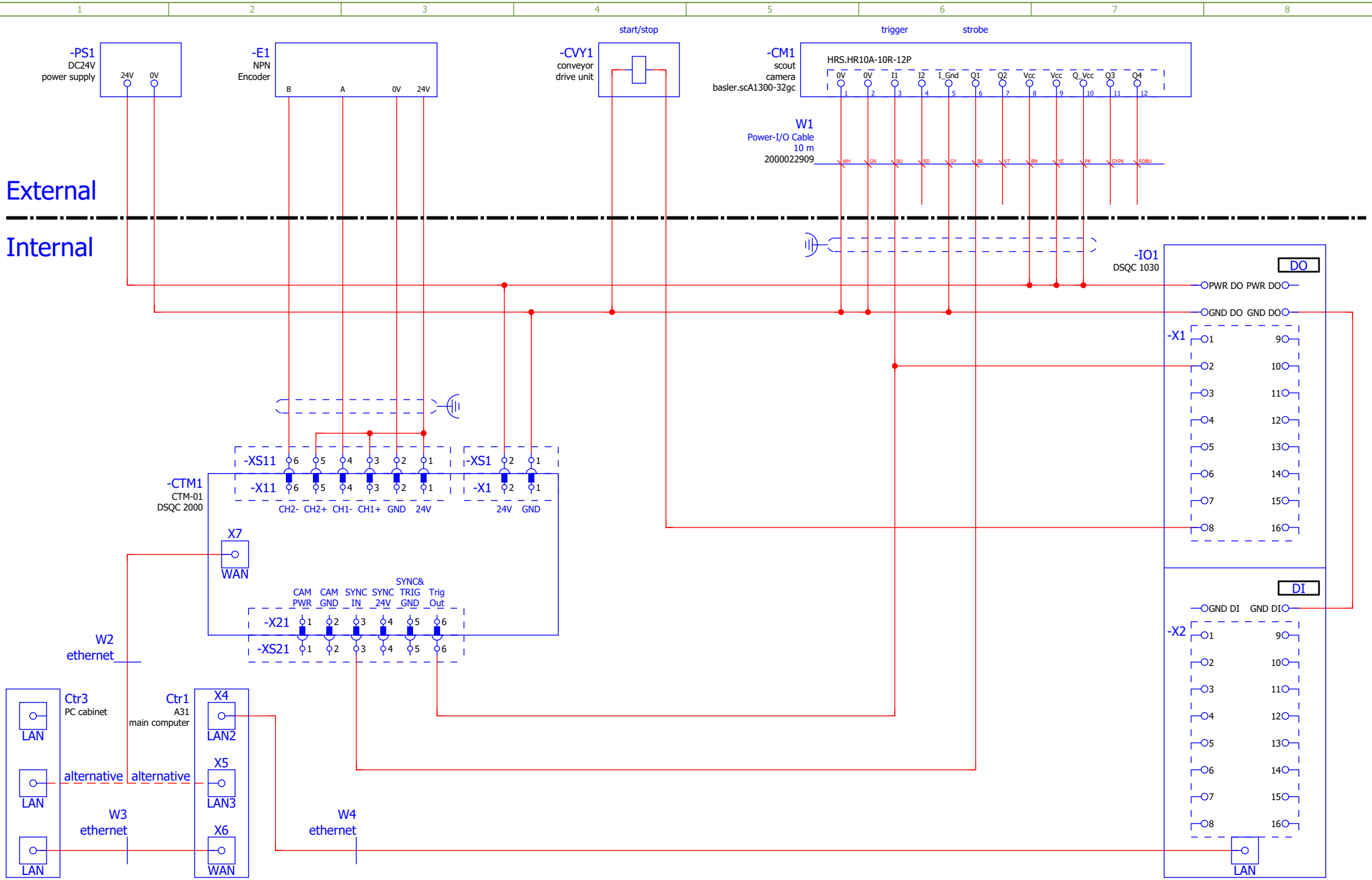
Latest revision:

Prepared by, date: Jensen Xu 4/5/2020 Approved by, date: Henrik Knobel 4/7/2020

ABB Lab/Office: DMRO SE/

PickMasterTwin
 #1 wiring diagram
 robot x 1 + conveyor + camera
 PNP & push/pull encoder
 Power-I/O cable 2000022909
 basler scout camera

Status: Approved	Plant: = 1 Location: + Sublocation: +
Document no. 3HAC024480-020	Rev. Ind 00
	Page 3 Next 4 Total 10



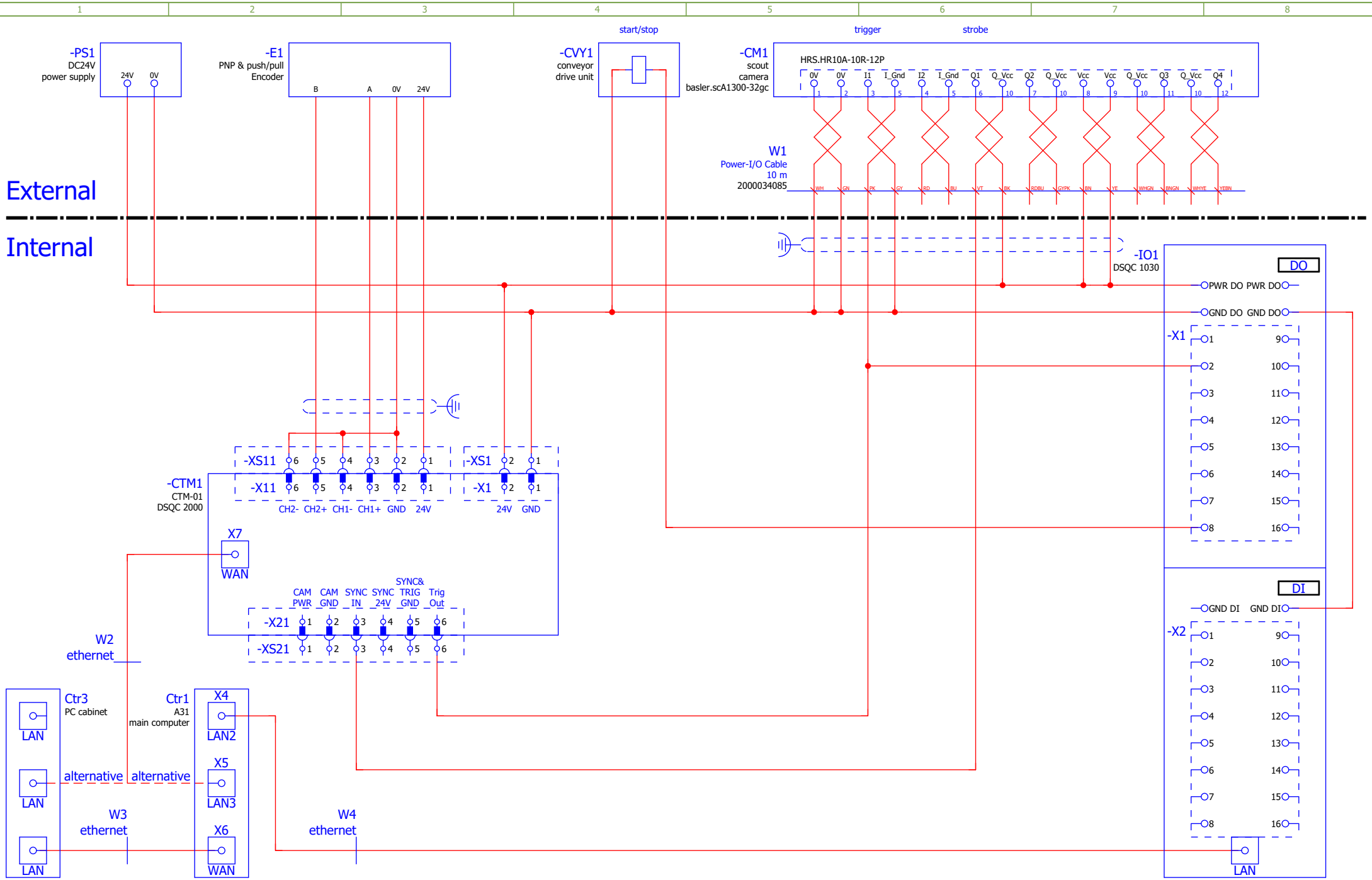
External
Internal

Latest revision:
Prepared by, date: Jensen Xu 4/5/2020
Approved by, date: Henrik Knobel 4/7/2020

ABB
Lab/Office: DMRO SE/
PickMasterTwin
#1 wiring diagram
robot x 1 + conveyor + camera
NPN encoder
Power-I/O cable 2000022909
basler scout camera

Status: Approved
Document no. 3HAC024480-020
Plant: = 1
Location: +
Sublocation: +
Rev. Ind 00
Page 4
Next 5
Total 10

We reserve all rights in this document and in the information contained hereon. Reproduction, use or disclosure to third parties without express authority is strictly forbidden. © Copyright 2017 ABB



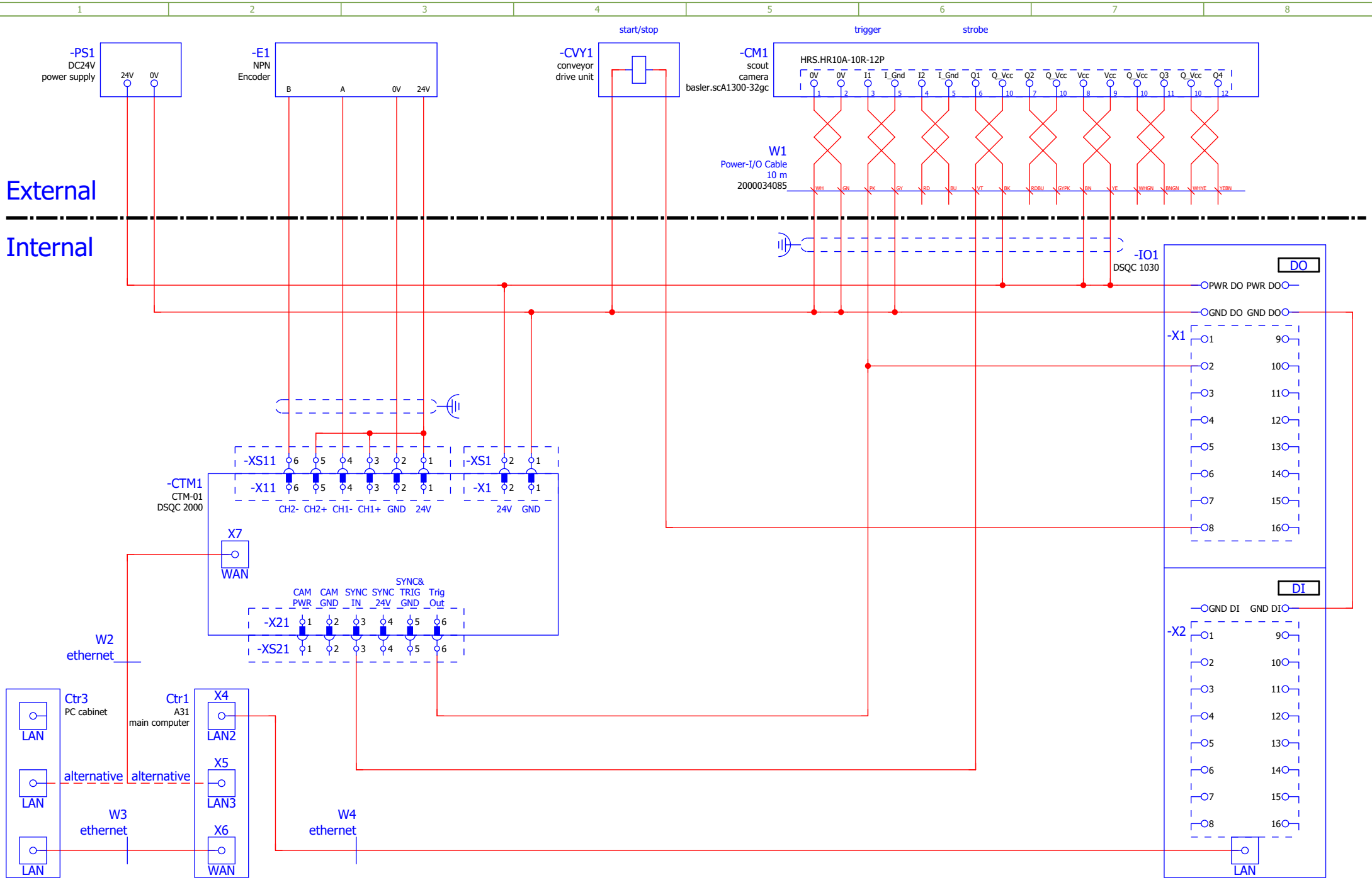
We reserve all rights in this document and in the information contained here. No reproduction, use or disclosure to third parties without express authority is strictly forbidden. © Copyright 2017 ABB

Latest revision:

Prepared by, date: Jensen Xu 4/5/2020 Approved by, date: Henrik Knobel 4/7/2020

ABB Lab/Office: DMRO SE/
 PickMasterTwin #1 wiring diagram
 robot x 1 + conveyor + camera
 PNP & push/pull encoder
 Power-I/O cable 2000034085
 basler scout camera

Status: Approved
 Document no. 3HAC024480-020
 Plant: = 1
 Location: +
 Sublocation: +
 Rev. Ind 00
 Page 5
 Next 6
 Total 10



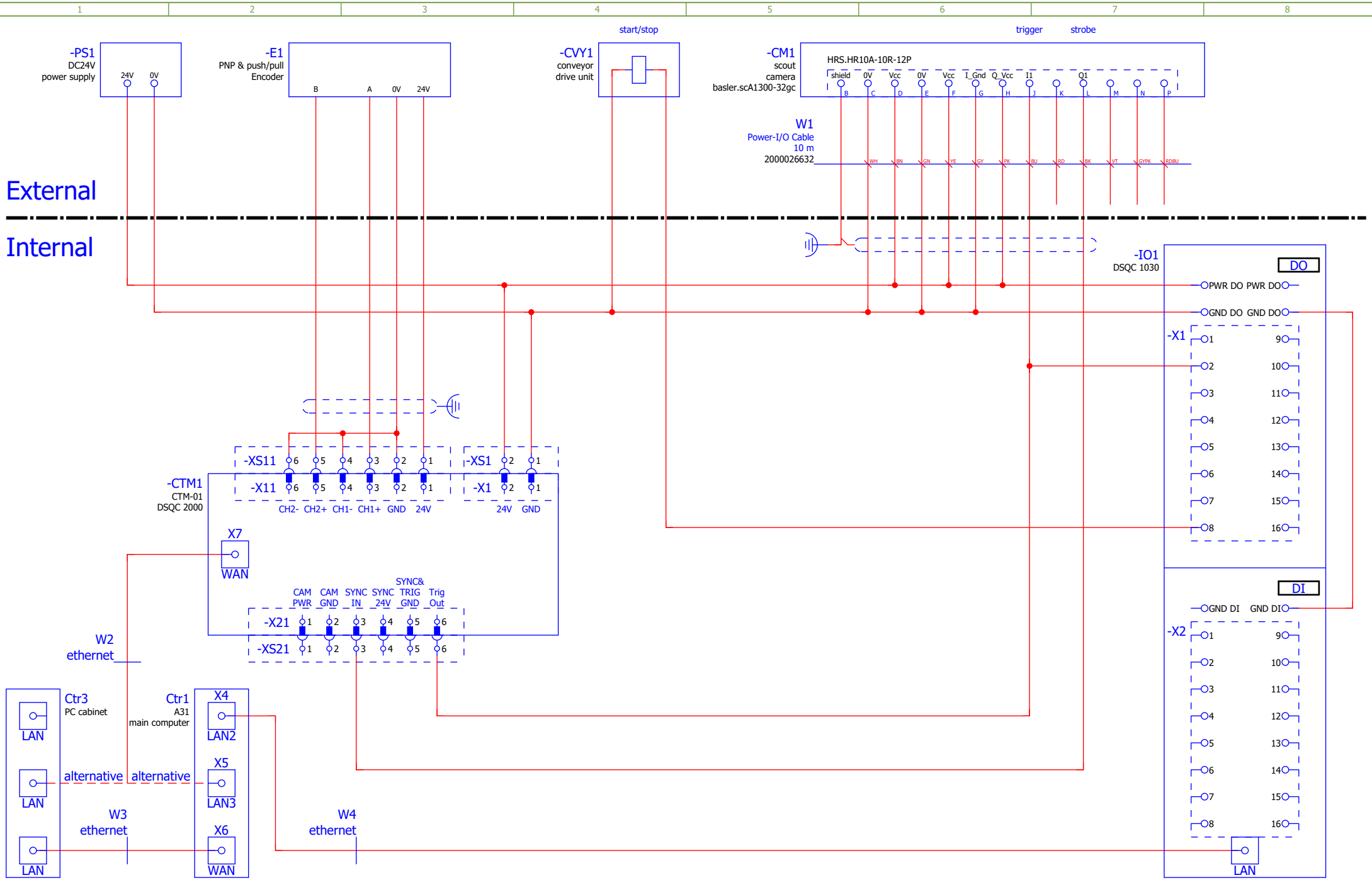
We reserve all rights in this document and in the information contained here in. Reproduction, use or disclosure to third parties without express authority is strictly forbidden. © Copyright 2017 ABB

Latest revision:

Prepared by, date: Jensen Xu 4/5/2020 Approved by, date: Henrik Knobel 4/7/2020

ABB Lab/Office: DMRO SE/
 PickMasterTwin #1 wiring diagram
 robot x 1 + conveyor + camera
 NPN encoder
 Power-I/O cable 2000034085
 basler scout camera

Status: Approved
 Document no. 3HAC024480-020
 Plant: = 1
 Location: +
 Sublocation: +
 Rev. Ind 00 Page 6
 Next 7
 Total 10



We reserve all rights in this document and in the information contained here. Reproduction, use or disclosure to third parties without express authority is strictly forbidden. © Copyright 2017 ABB

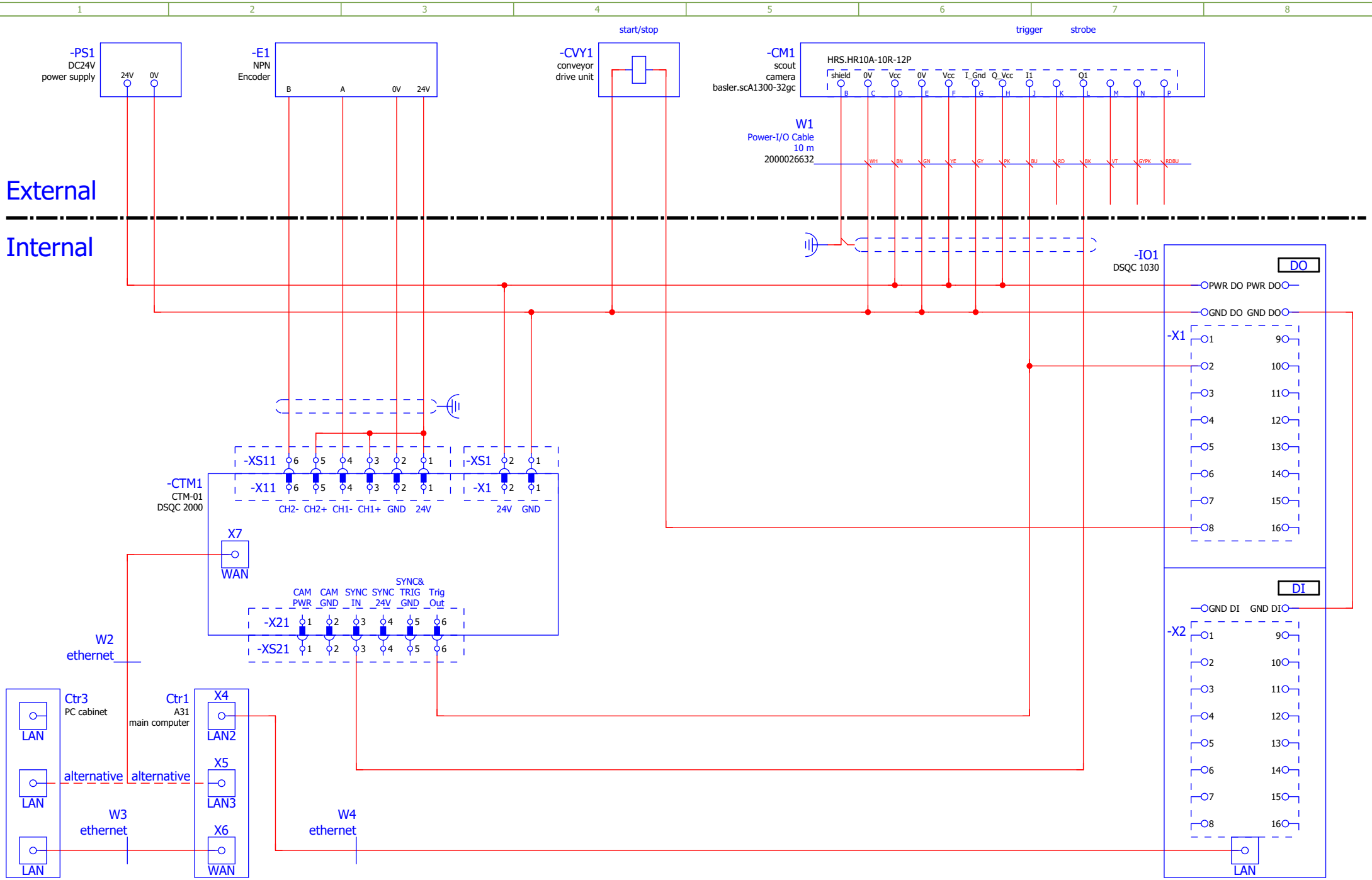
Latest revision:

Prepared by, date: Jensen Xu 4/5/2020 Approved by, date: Henrik Knobel 4/7/2020

ABB Lab/Office: DMRO SE/

PickMasterTwin
 #1 wiring diagram
 robot x 1 + conveyor + camera
 PNP & push/pull encoder
 Power-I/O cable 2000026632
 basler scout camera

Status: Approved	Plant: = 1 Location: + Sublocation: +
Document no. 3HAC024480-020	Rev. Ind 00
	Page 7 Next 8 Total 10



We reserve all rights in this document and in the information contained hereon. Reproduction, use or disclosure to third parties without express authority is strictly forbidden. © Copyright 2017 ABB

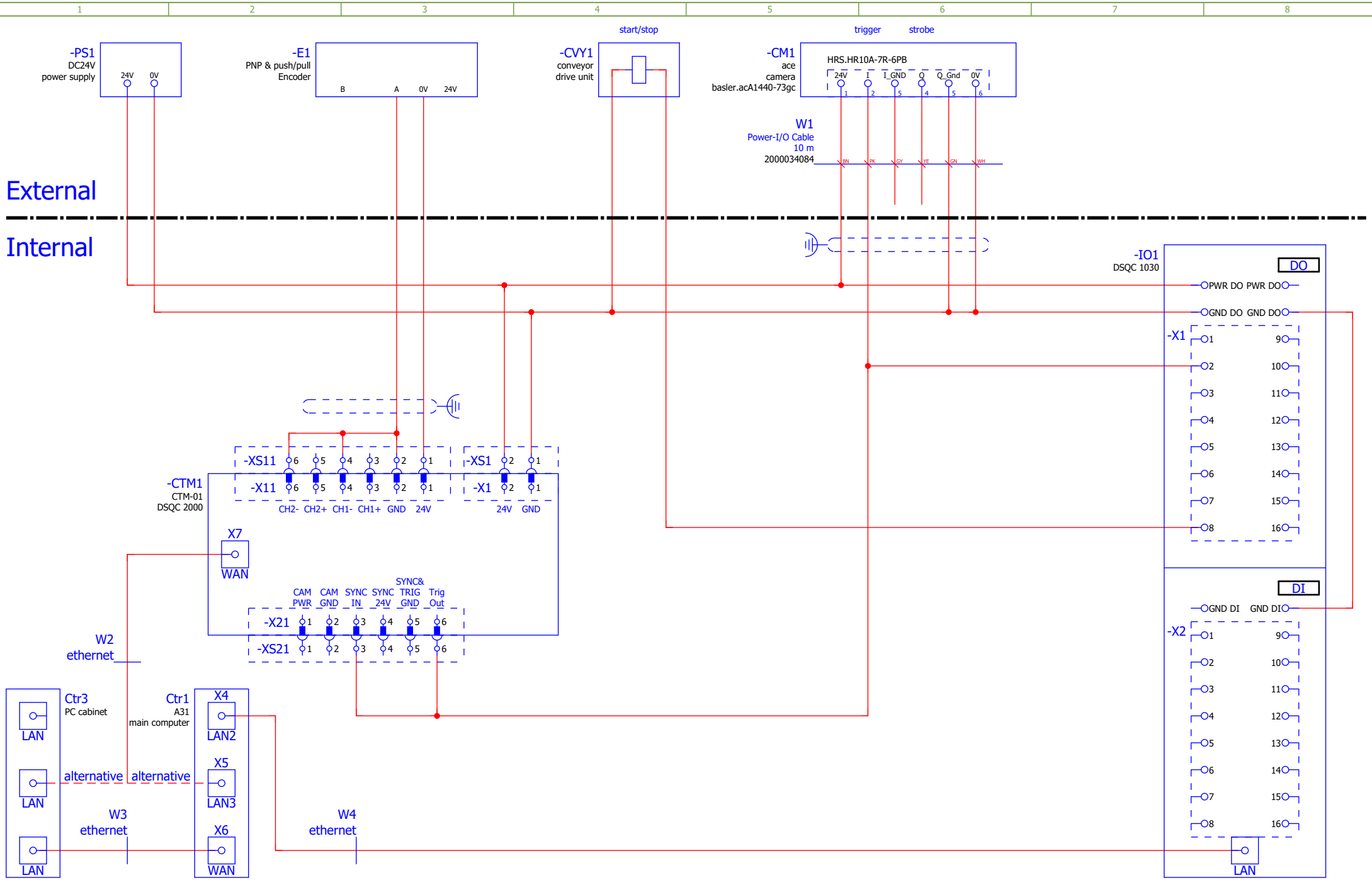
Latest revision:

Prepared by, date: Jensen Xu 4/5/2020 Approved by, date: Henrik Knobel 4/7/2020

ABB Lab/Office: DMRO SE/

PickMasterTwin
 #1 wiring diagram
 robot x 1 + conveyor + camera
 NPN encoder
 Power-I/O cable 2000026632
 basler scout camera

Status: Approved	Plant: = 1 Location: + Sublocation: +
Document no. 3HAC024480-020	Rev. Ind 00
	Page 8 Next 9 Total 10



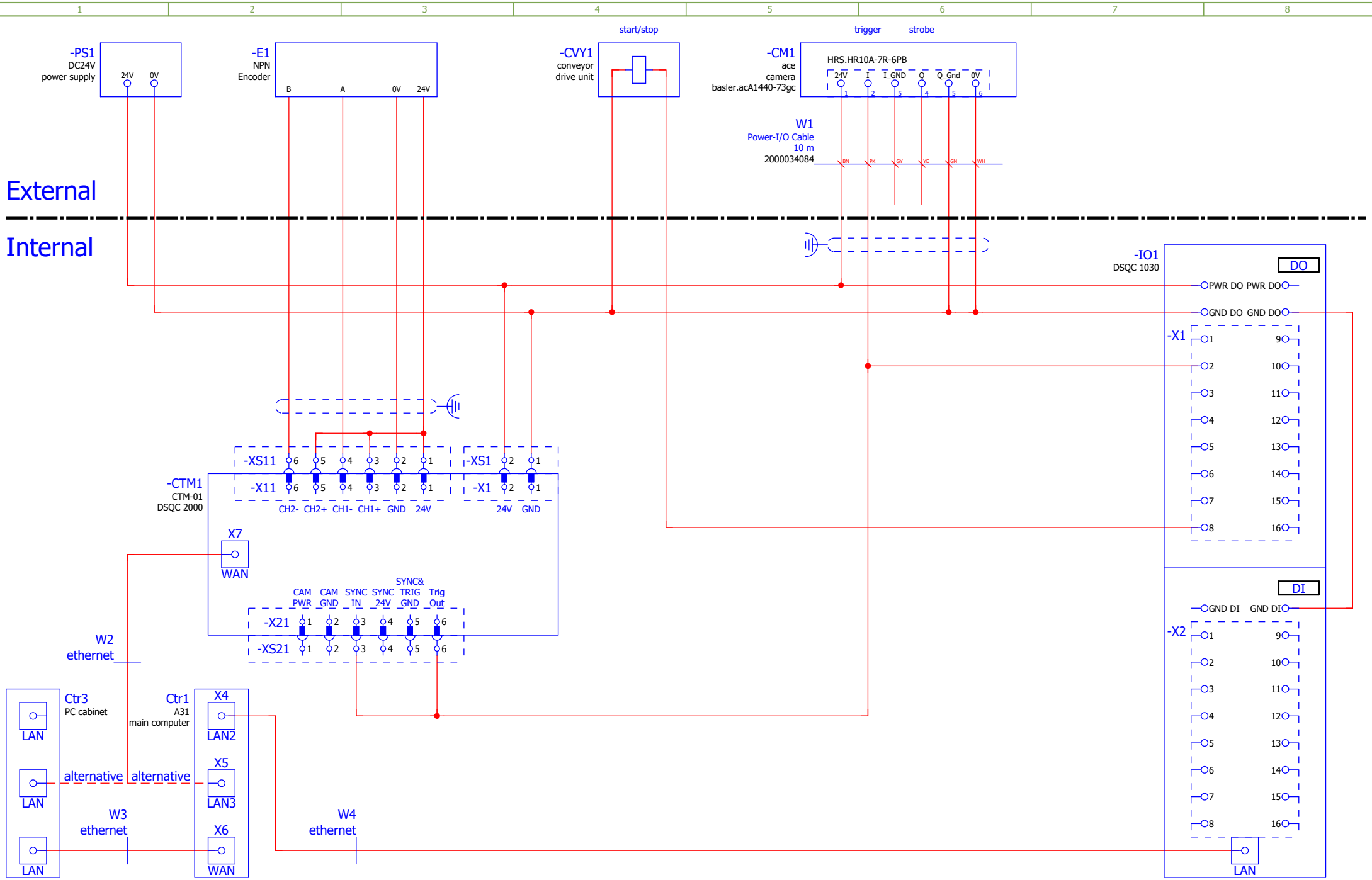
We reserve all rights in this document and in the information contained here in its reproduction, use or disclosure to third parties without express authority is strictly forbidden. © Copyright 2017 ABB

Latest revision:

Prepared by, date: Jensen Xu 4/5/2020 Approved by, date: Henrik Knobel 4/7/2020

ABB Lab/Office: DMRO SE/
 PickMasterTwin #1 wiring diagram
 robot x 1 + conveyor + camera
 PNP & push/pull encoder
 Power-I/O cable 2000034084
 basler ace camera

Status: Approved	Plant: = 1 Location: + Sublocation: +
Document no. 3HAC024480-020	Rev. Ind 00
	Page 9 Next 10 Total 10



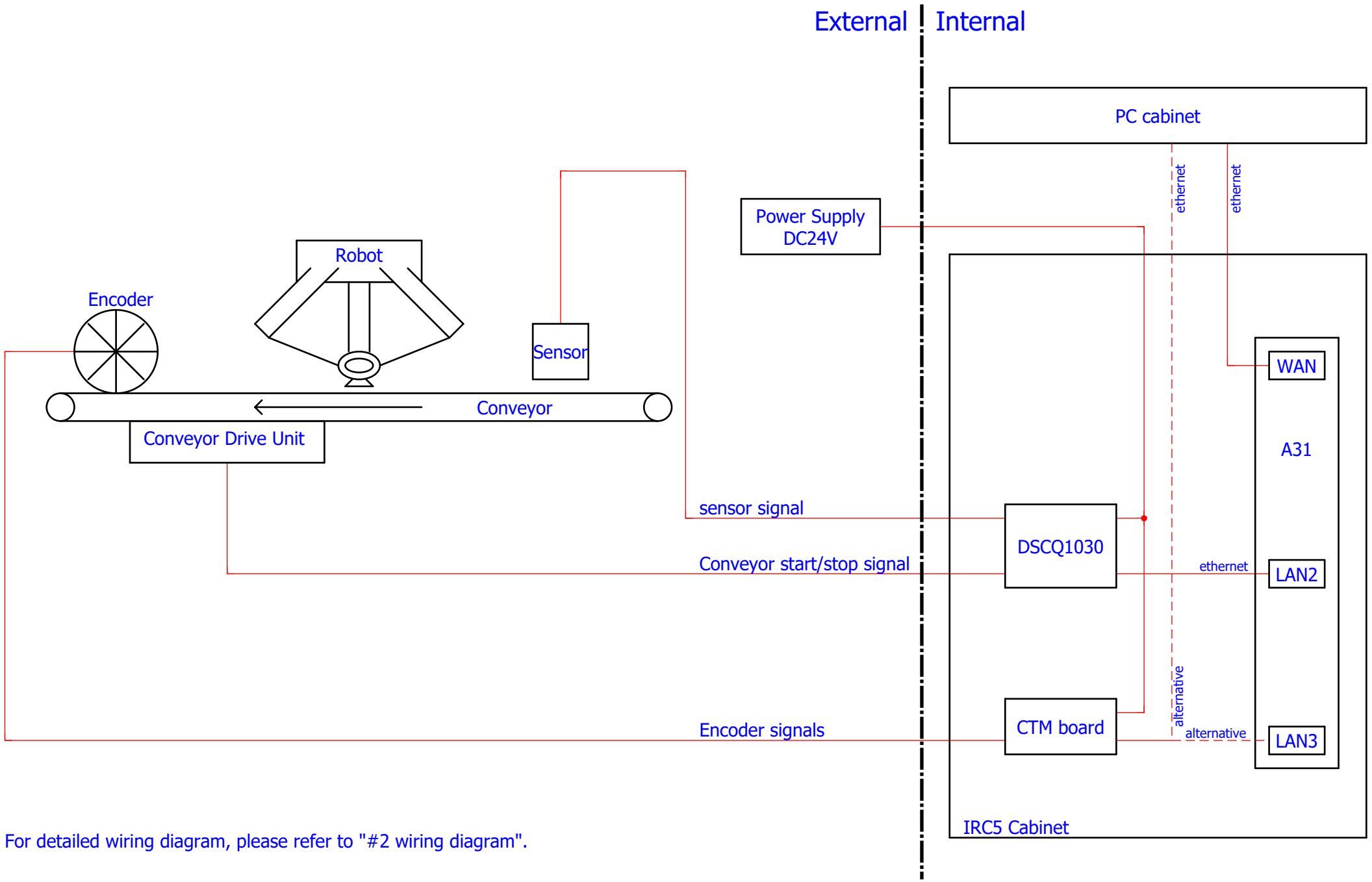
We reserve all rights in this document and in the information contained here. Reproduction, use or disclosure to third parties without express authority is strictly forbidden. © Copyright 2017 ABB

Latest revision:

Prepared by, date: Jensen Xu 4/5/2020 Approved by, date: Henrik Knobel 4/7/2020

ABB Lab/Office: DMRO SE/
 PickMasterTwin
 #1 wiring diagram
 robot x 1 + conveyor + camera
 NPN encoder
 Power-I/O cable 2000034084
 basler ace camera

Status: Approved
 Plant: = 1
 Location: +
 Sublocation: +
 Document no. 3HAC024480-020
 Rev. Ind 00
 Page 10
 Next = 2/1
 Total 10

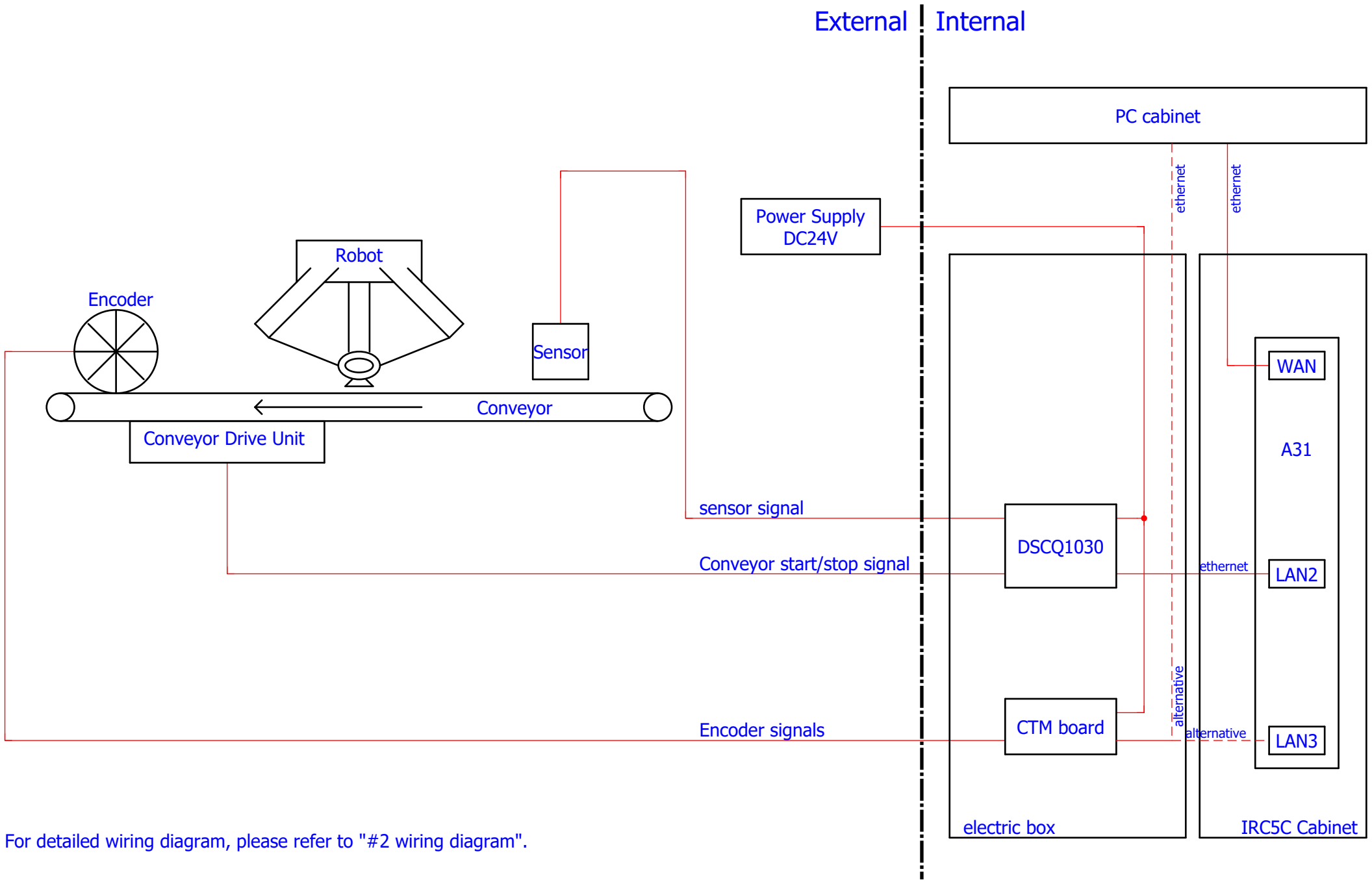


For detailed wiring diagram, please refer to "#2 wiring diagram".

Latest revision:	
Prepared by, date: Jensen Xu 4/5/2020	Approved by, date: Henrik Knobel 4/7/2020

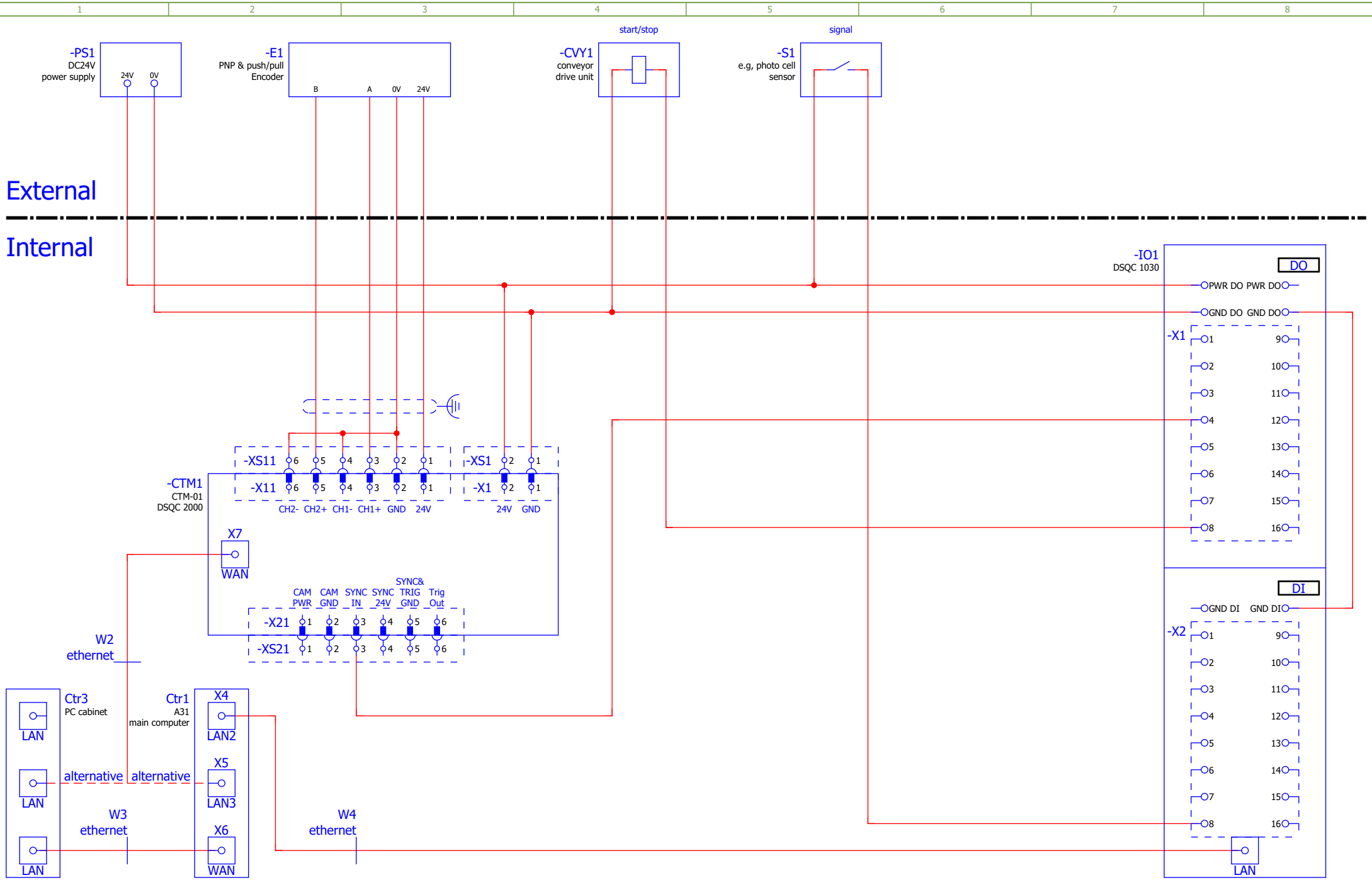
ABB Lab/Office: DMRO SE/
 PickMasterTwin #2 block diagram
 robot x 1 + conveyor + sensor
 IRC5

Status: Approved	Plant: = 2 Location: + Sublocation: +
Document no. 3HAC024480-020	Rev. Ind Page 1 00 Next 2 Total 4



For detailed wiring diagram, please refer to "#2 wiring diagram".

We reserve all rights in this document and in the information contained hereon. Reproduction, use or disclosure to third parties without express authority is strictly forbidden. © Copyright 2017 ABB



We reserve all rights in this document and in the information contained here in. Reproduction, use or disclosure to third parties without express authority is strictly forbidden. © Copyright 2017 ABB

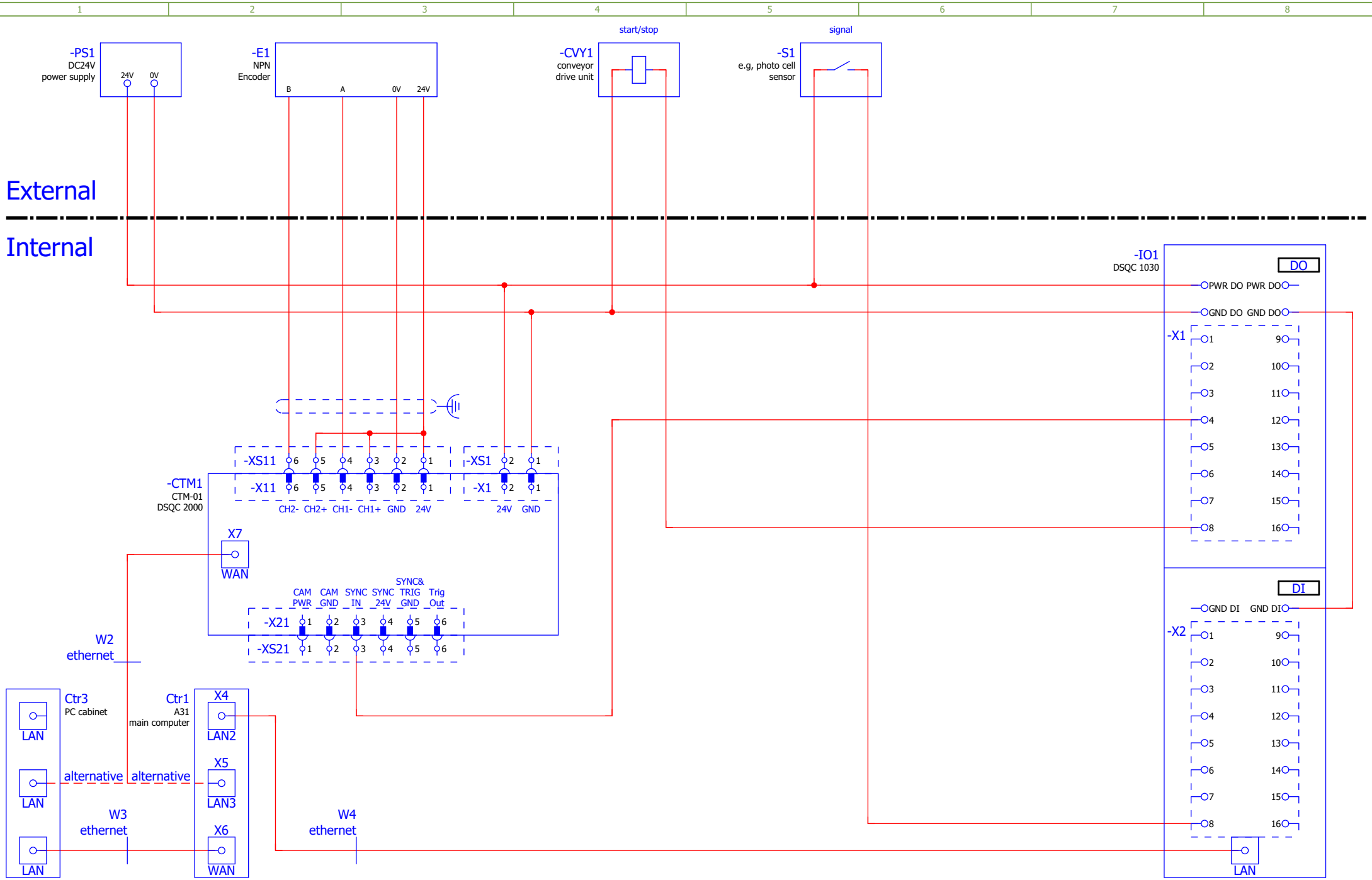
Latest revision:

Prepared by, date: Jensen Xu 4/5/2020 Approved by, date: Henrik Knobel 4/7/2020

ABB Lab/Office: DMRO SE/
 PickMasterTwin #2 wiring diagram
 robot x 1 + conveyor + sensor
 PNP & push/pull encoder

Status: Approved Plant: = 2
 Location: + Sublocation: +

Document no. 3HAC024480-020 Rev. Ind 00 Page 3
 Next 4
 Total 4



We reserve all rights in this document and in the information contained here in. Reproduction, use or disclosure to third parties without express authority is strictly forbidden. © Copyright 2017 ABB

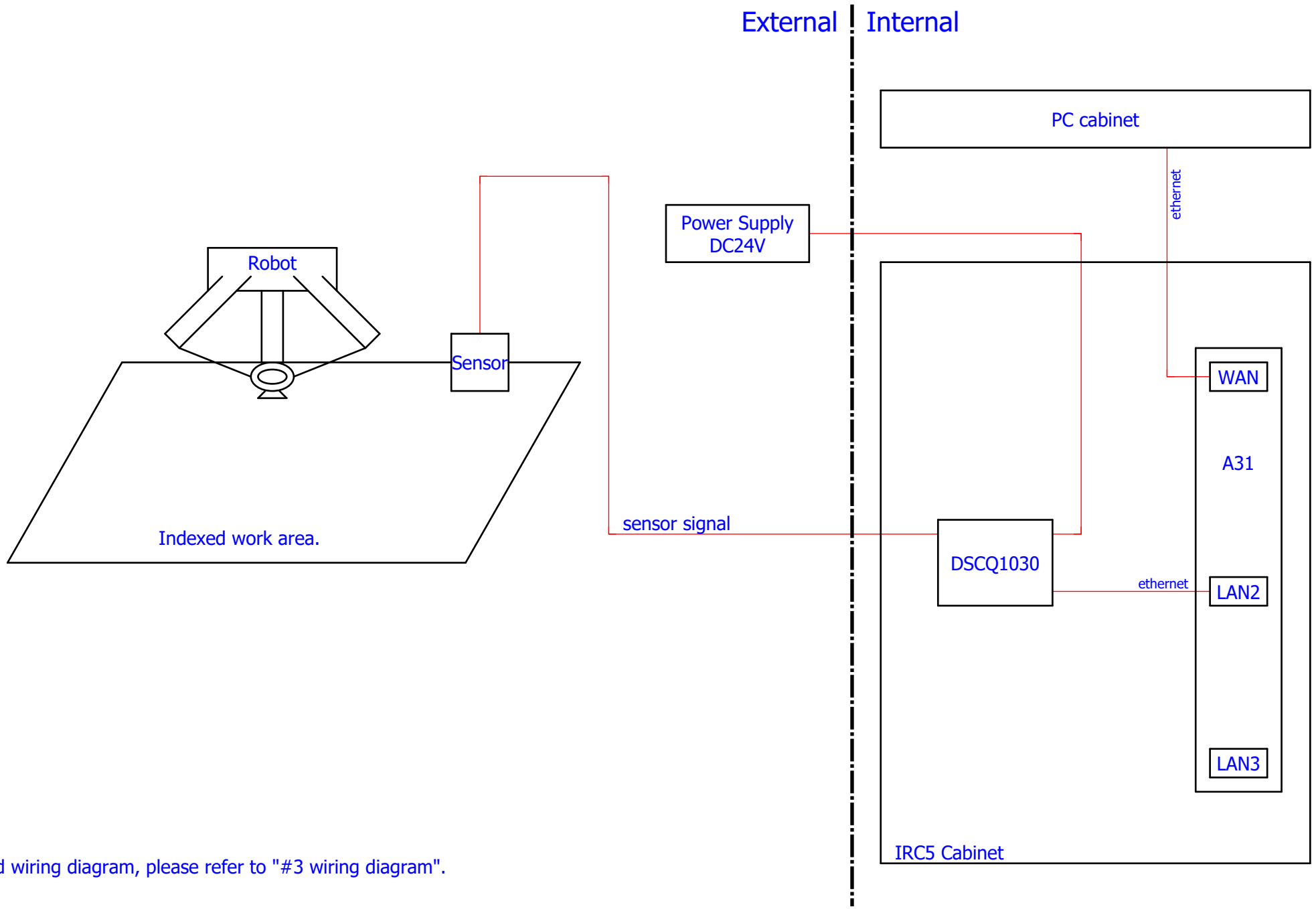
Latest revision:

Prepared by, date: Jensen Xu 4/5/2020 Approved by, date: Henrik Knobel 4/7/2020

ABB Lab/Office: DMRO SE/
 PickMasterTwin #2 wiring diagram
 robot x 1 + conveyor + sensor
 NPN encoder

Status: Approved Plant: = 2
 Location: + Sublocation: +

Document no. 3HAC024480-020 Rev. Ind 00 Page 4
 Next = 3/1 Total 4



For detailed wiring diagram, please refer to "#3 wiring diagram".

Latest revision:

Prepared by, date: Jensen Xu 4/5/2020 | Approved by, date: Henrik Knobel 4/7/2020



Lab/Office:
DMRO SE/

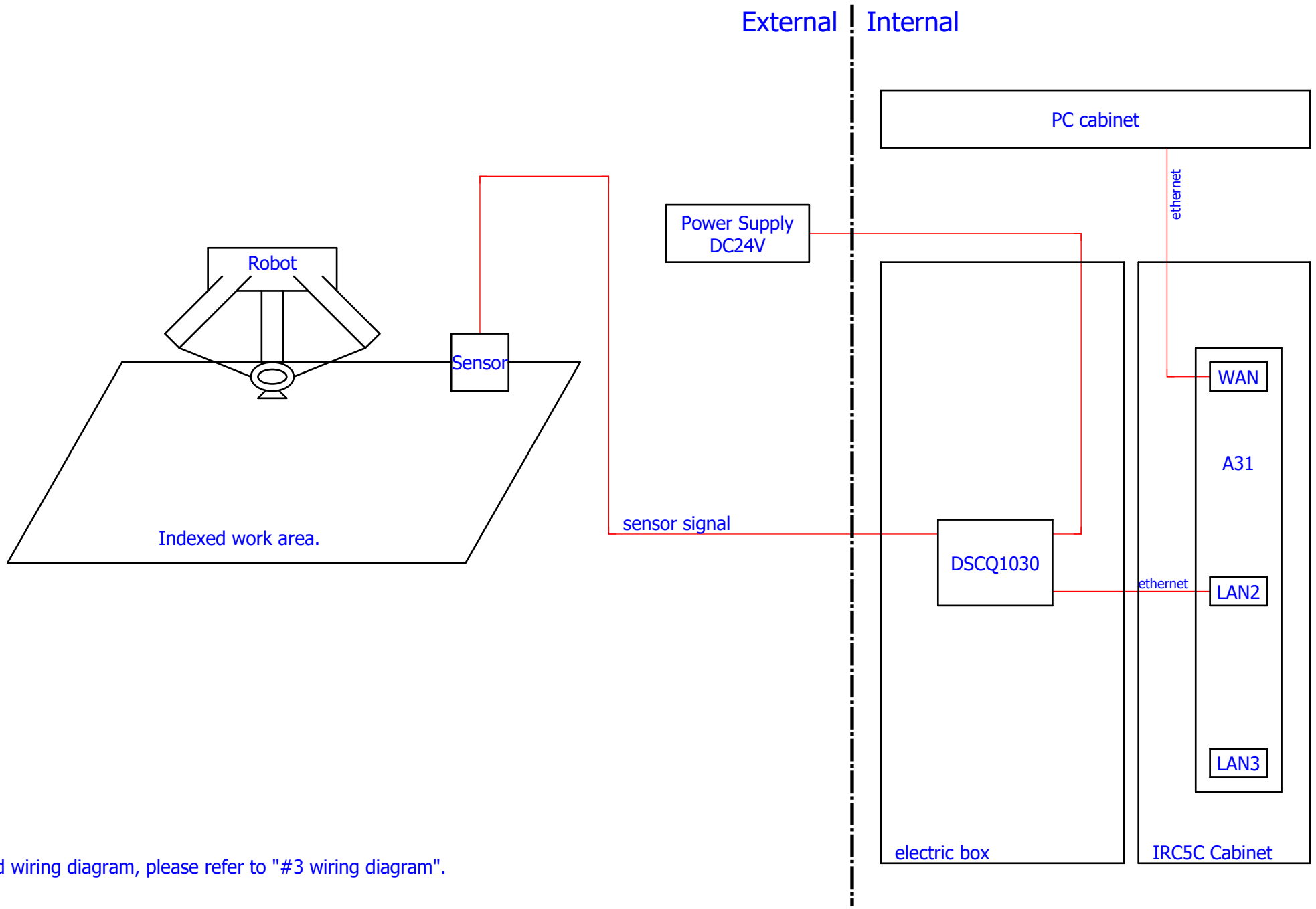
PickMasterTwin
#3 block diagram
robot x 1 + sensor
IRC5

Status:
Approved

Plant: = 3
Location: +
Sublocation: +

Document no.
3HAC024480-020

Rev.	Ind	Page
00		1
		Next 2
		Total 3



For detailed wiring diagram, please refer to "#3 wiring diagram".

Latest revision:	
Prepared by, date: Jensen Xu 4/5/2020	Approved by, date: Henrik Knobel 4/7/2020



Lab/Office:
DMRO SE/

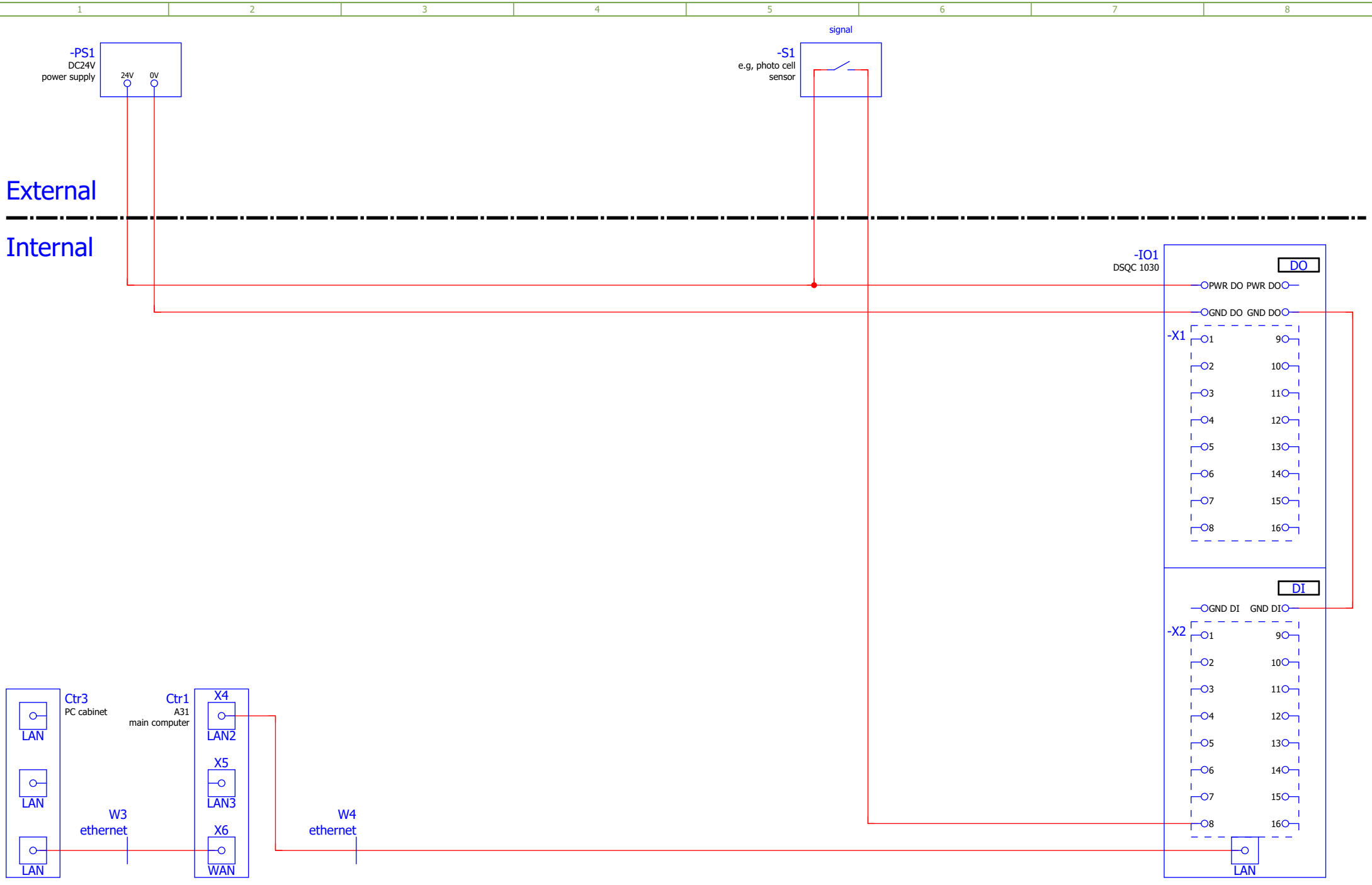
PickMasterTwin
#3 block diagram
robot x 1 + sensor
IRC5C

Status:
Approved

Plant: = 3
Location: +
Sublocation: +

Document no.
3HAC024480-020

Rev. Ind	Page 2
00	Next 3
	Total 3



We reserve all rights in this document and in the information contained here. Reproduction, use or disclosure to third parties without express authority is strictly forbidden. © Copyright 2017 ABB

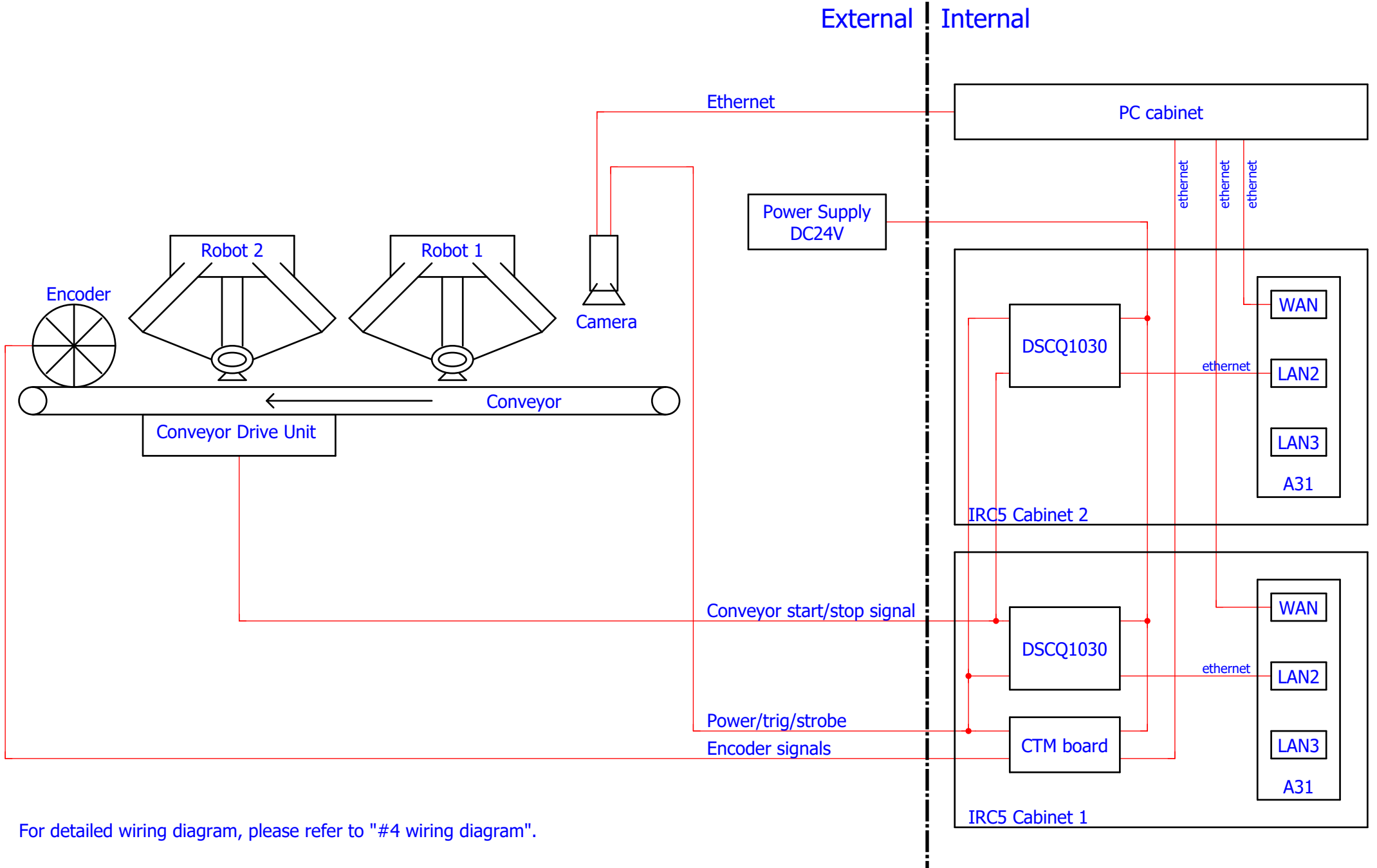
Latest revision:

Prepared by, date: Jensen Xu 4/5/2020 Approved by, date: Henrik Knobel 4/7/2020

ABB Lab/Office: DMRO SE/

PickMasterTwin
#3 wiring diagram
robot x 1 + sensor

Status: Approved	Plant: = 3 Location: + Sublocation: +
Document no. 3HAC024480-020	Rev. Ind Page 3 00 Next =4/1 Total 3



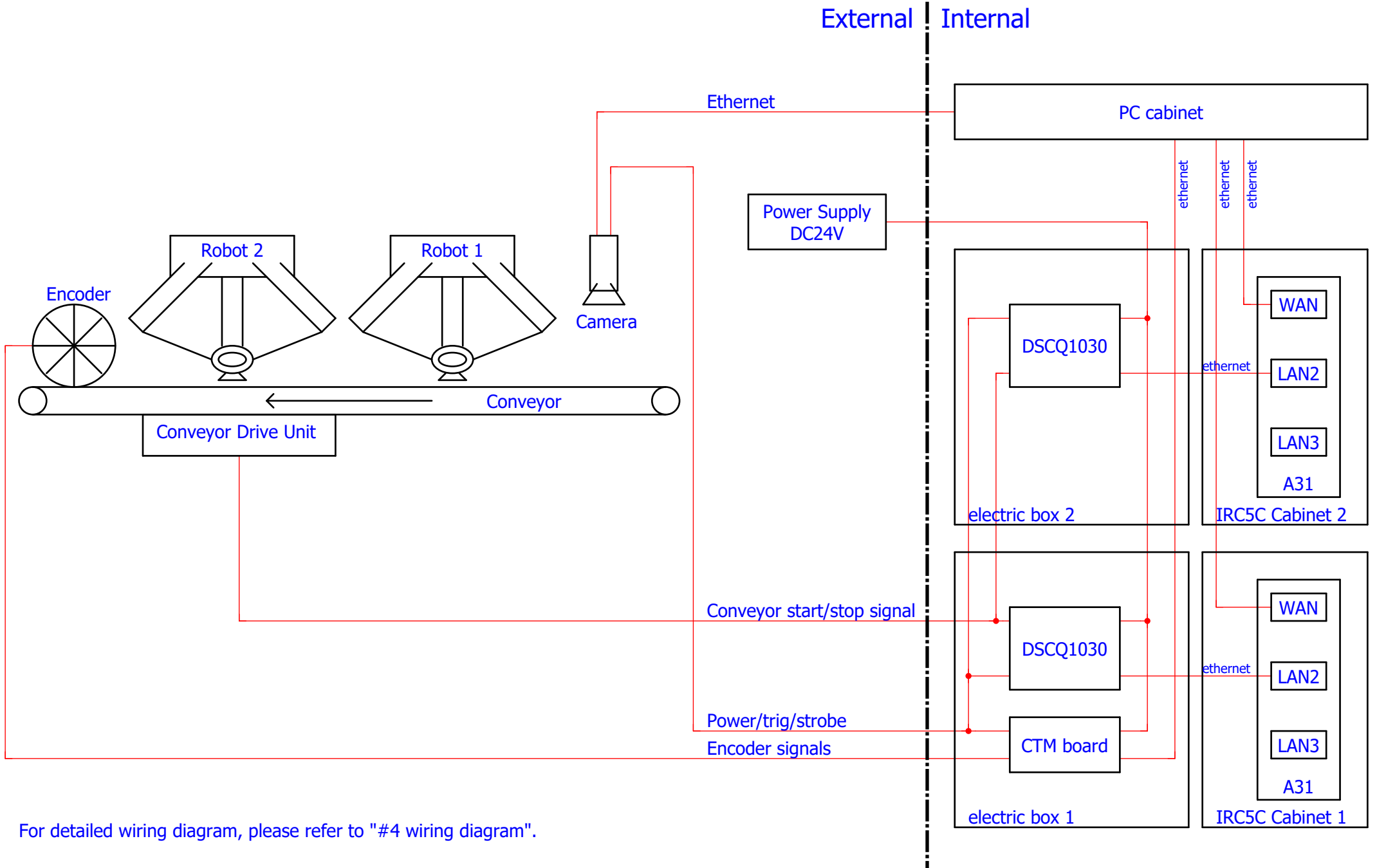
For detailed wiring diagram, please refer to "#4 wiring diagram".

Latest revision:	
Prepared by, date: Jensen Xu 4/5/2020	Approved by, date: Henrik Knobel 4/7/2020



Lab/Office:
DMRO SE/
PickMasterTwin
#4 block diagram
robot x 2 + conveyor + camera
IRC5

Status: Approved	Plant: Location: Sublocation:+	= 4 +
Document no. 3HAC024480-020	Rev. Ind 00	Page 1 Next 2 Total 18



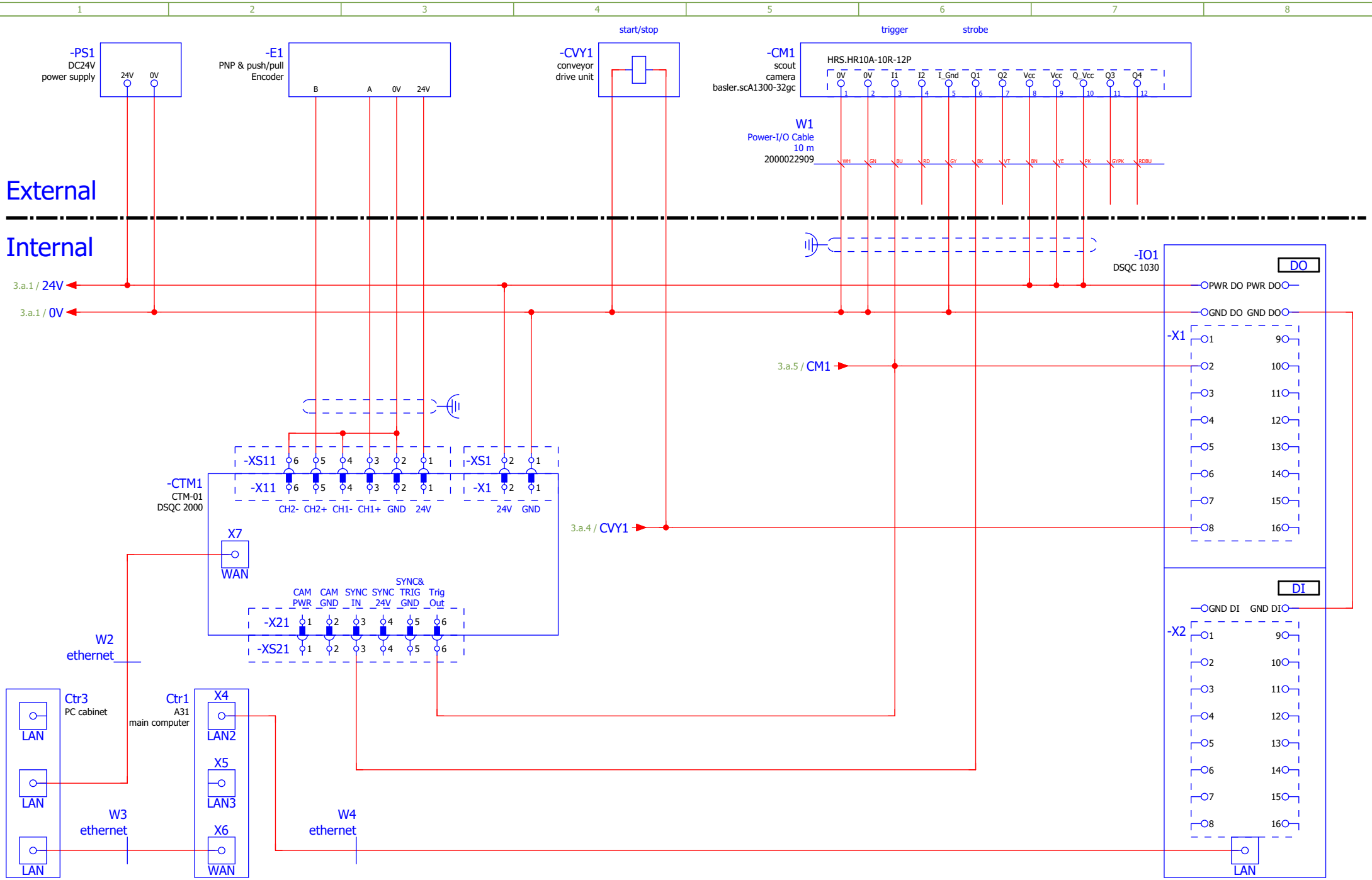
For detailed wiring diagram, please refer to "#4 wiring diagram".

Latest revision:	
Prepared by, date: Jensen Xu 4/5/2020	Approved by, date: Henrik Knobel 4/7/2020



Lab/Office:
DMRO SE/
PickMasterTwin
#4 block diagram
robot x 2 + conveyor + camera
IRC5C

Status: Approved	Plant: Location: Sublocation:+	= 4 +
Document no. 3HAC024480-020	Rev. Ind 00	Page 2 Next 3 Total 18



Latest revision:

Prepared by, date: Jensen Xu 4/5/2020 Approved by, date: Henrik Knobel 4/7/2020

ABB Lab/Office: DMRO SE/

PickMasterTwin
 #4 wiring diagram
 robot x 2 + conveyor + camera
 PNP & push/pull encoder
 Power-I/O cable 2000022909
 basler scout camera

Status: Approved	Plant: = 4 Location: + Sublocation: +
Document no. 3HAC024480-020	Rev. Ind 00 Page 3 Next 3.a Total 18

We reserve all rights in this document and in the information contained here. All rights are reserved. No part of this document may be reproduced, stored in a retrieval system, or transmitted in any form or by any means, electronic, mechanical, photocopying, recording, or by any information storage and retrieval system, without express authority in writing from ABB. © Copyright 2017 ABB

External

Internal

3.1 / 24V →

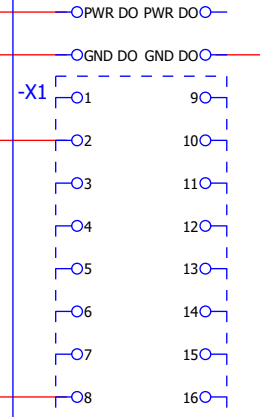
3.1 / 0V →

3.5 / CM1 ←

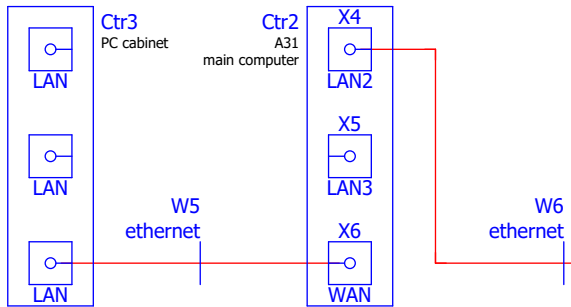
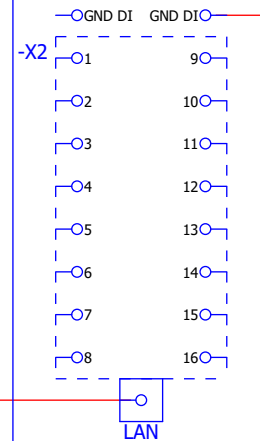
3.4 / CVY1 ←

-I02
DSQC 1030

DO



DI



Latest revision:
Prepared by, date: Jensen Xu 4/5/2020 Approved by, date: Henrik Knobel 4/7/2020



Lab/Office:
DMRO SE/

PickMasterTwin
#4 wiring diagram
robot x 2 + conveyor + camera
PNP & push/pull encoder
Power-I/O cable 2000022909
basler scout camera

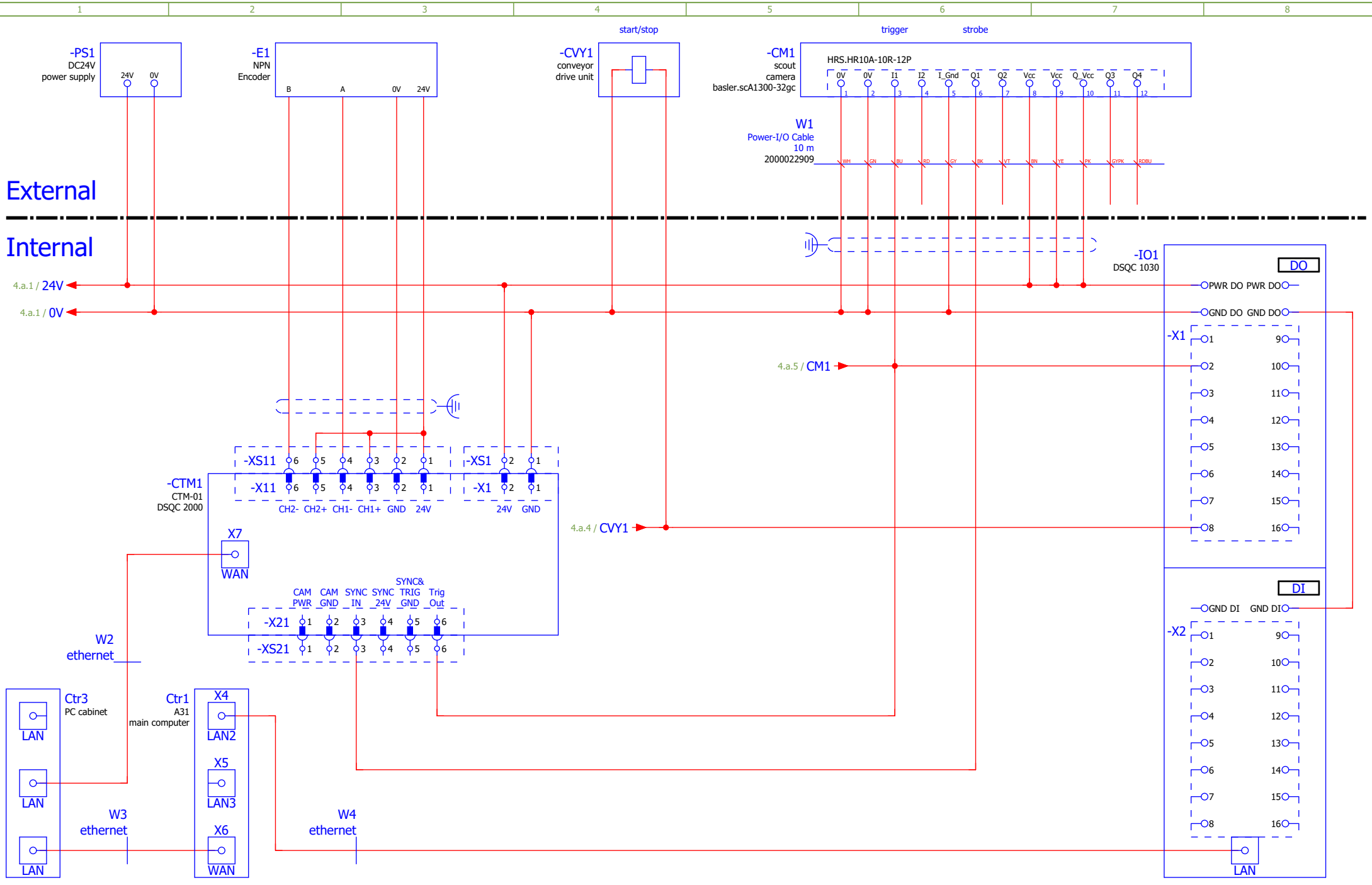
Status:
Approved

Plant: = 4
Location: +
Sublocation: +

Document no.
3HAC024480-020

Rev. Ind Page 3.a
00 Next 4
Total 18

We reserve all rights in this document and in the information contained here in. Reproduction, use or disclosure to third parties without express authority is strictly forbidden. © Copyright 2017 ABB



We reserve all rights in this document and in the information contained here in. Reproduction, use or disclosure to third parties without express authority is strictly forbidden. © Copyright 2017 ABB

Latest revision:

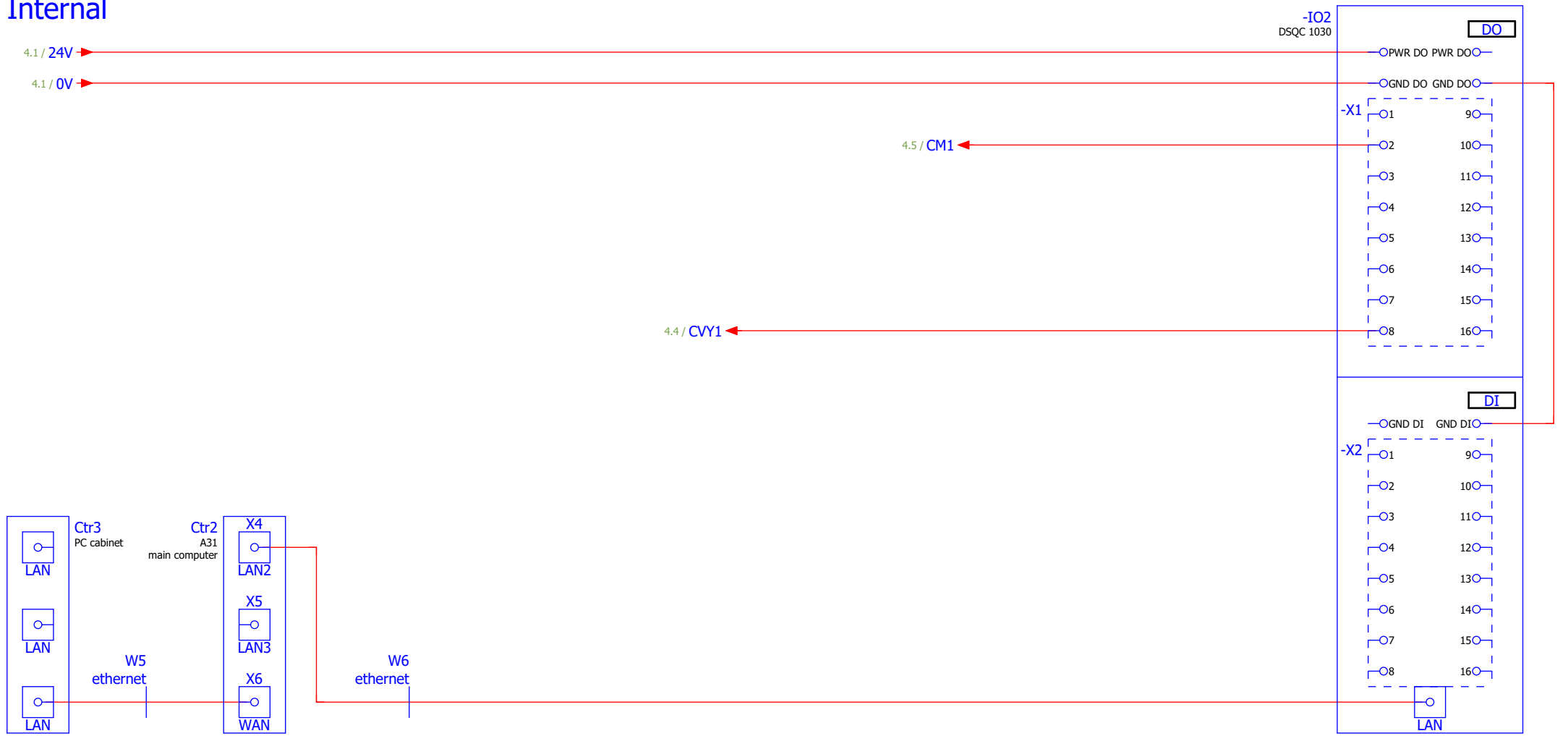
Prepared by, date: Jensen Xu 4/5/2020 Approved by, date: Henrik Knobel 4/7/2020

ABB Lab/Office: DMRO SE/
 PickMasterTwin #4 wiring diagram
 robot x 2 + conveyor + camera
 NPN encoder
 Power-I/O cable 2000022909
 basler scout camera

Status: Approved
 Document no. 3HAC024480-020
 Plant: = 4
 Location: +
 Sublocation: +
 Rev. Ind 00 Page 4
 Next 4.a
 Total 18

External

Internal



We reserve all rights in this document and in the information contained here in. Reproduction, use or disclosure to third parties without express authority is strictly forbidden. © Copyright 2017 ABB

Latest revision:

Prepared by, date: Jensen Xu 4/5/2020 Approved by, date: Henrik Knobel 4/7/2020



Lab/Office:
DMRO SE/

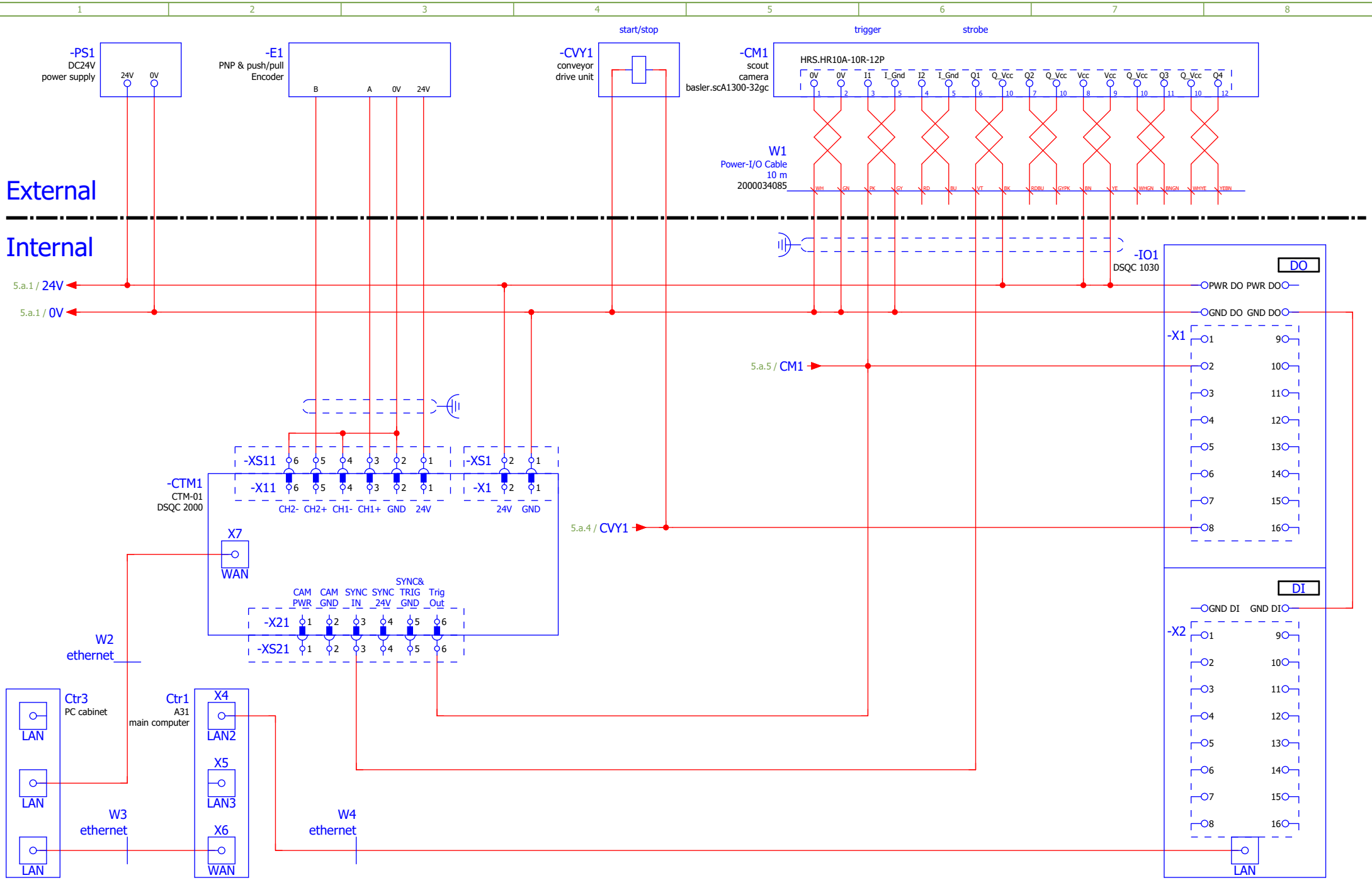
PickMasterTwin
#4 wiring diagram
robot x 2 + conveyor + camera
NPN encoder
Power-I/O cable 2000022909
basler scout camera

Status: Approved

Plant: = 4
Location: +
Sublocation: +

Document no.
3HAC024480-020

Rev. Ind Page 4.a
00 Next 5
Total 18



We reserve all rights in this document and in the information contained here. All rights are reserved. No part of this document may be reproduced, stored in a retrieval system, or transmitted in any form or by any means, electronic, mechanical, photocopying, recording, or by any information storage and retrieval system, without express authority in writing from ABB.

Latest revision:

Prepared by, date: Jensen Xu 4/5/2020 Approved by, date: Henrik Knobel 4/7/2020

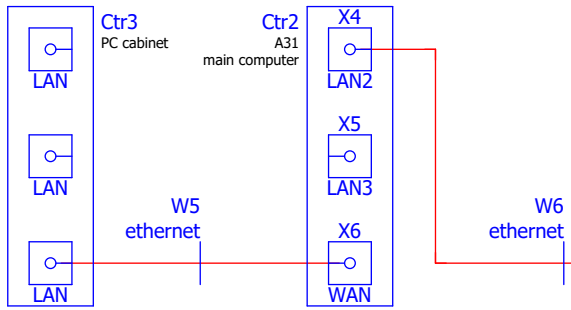
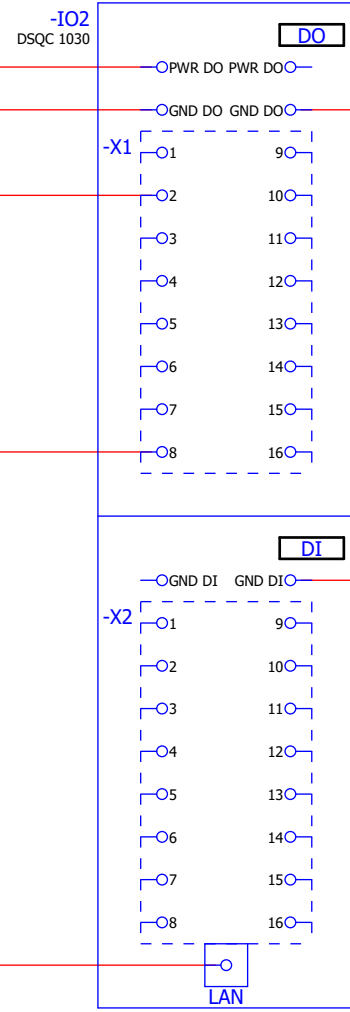
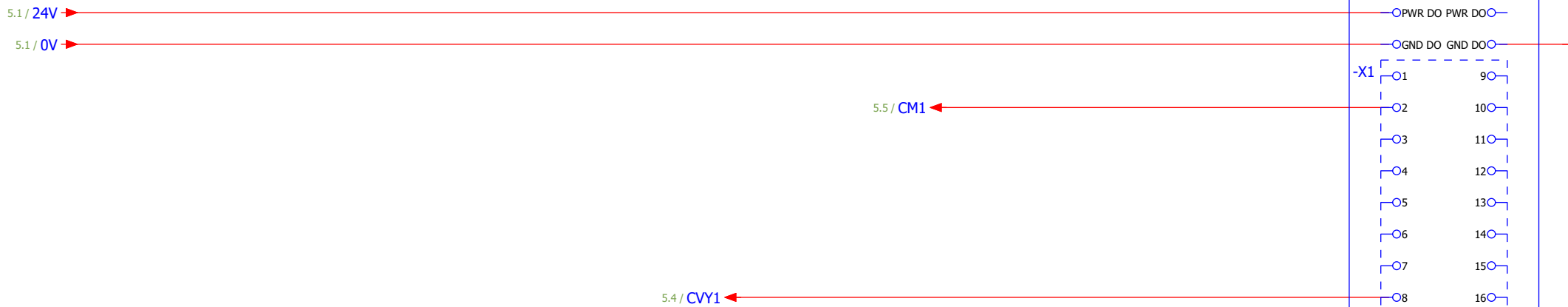
ABB Lab/Office: DMRO SE/

PickMasterTwin
#4 wiring diagram
robot x 2 + conveyor + camera
PNP & push/pull encoder
Power-I/O cable 2000034085
basler scout camera

Status: Approved	Plant: = 4 Location: + Sublocation: +
Document no. 3HAC024480-020	Rev. Ind 00
	Page 5 Next 5.a Total 18

External

Internal



Latest revision:

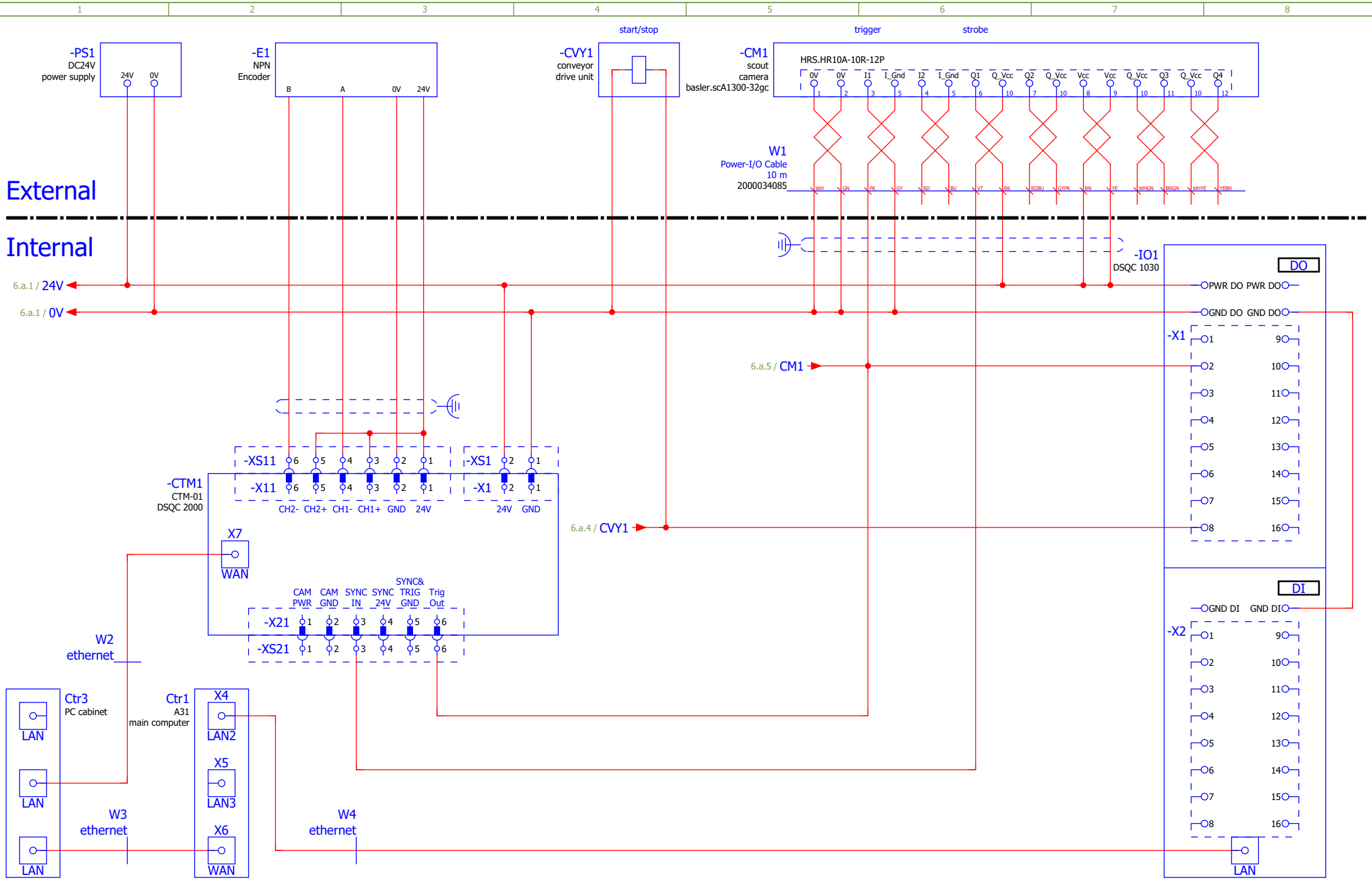
Prepared by, date: Jensen Xu 4/5/2020 Approved by, date: Henrik Knobel 4/7/2020

ABB Lab/Office: DMRO SE/

PickMasterTwin
 #4 wiring diagram
 robot x 2 + conveyor + camera
 PNP & push/pull encoder
 Power-I/O cable 2000034085
 basler scout camera

Status: Approved	Plant: = 4
Document no. 3HAC024480-020	Location: +
Rev. Ind 00	Sublocation: +
Page 5.a	Next 6
Total 18	

We reserve all rights in this document and in the information contained here in. Reproduction, use or disclosure to third parties without express authority is strictly forbidden. © Copyright 2017 ABB



We reserve all rights in this document and in the information contained hereon. Reproduction, use or disclosure to third parties without express authority is strictly forbidden. © Copyright 2017 ABB

Latest revision:

Prepared by, date: Jensen Xu 4/5/2020 Approved by, date: Henrik Knobel 4/7/2020

ABB Lab/Office: DMRO SE/
 PickMasterTwin #4 wiring diagram
 robot x 2 + conveyor + camera
 NPN encoder
 Power-I/O cable 2000034085
 basler scout camera

Status: Approved	Plant: = 4 Location: + Sublocation: +
Document no. 3HAC024480-020	Rev. Ind 00 Page 6 Next 6.a Total 18

External

Internal

6.1 / 24V

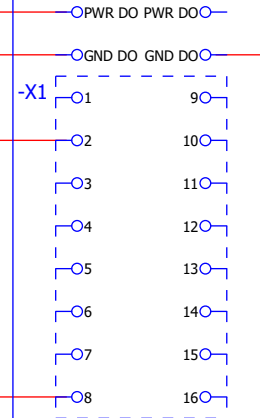
6.1 / 0V

6.5 / CM1

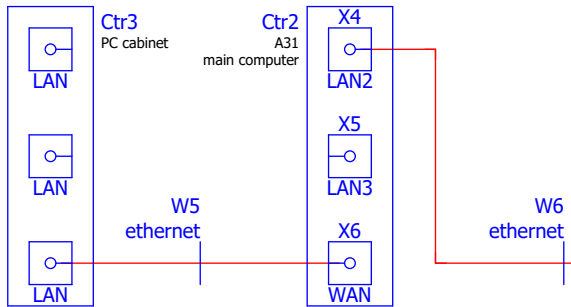
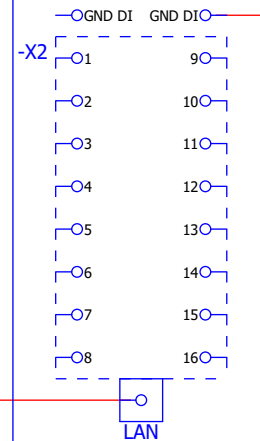
6.4 / CVY1

-I02
DSQC 1030

DO



DI



Latest revision:

Prepared by, date: Jensen Xu 4/5/2020 Approved by, date: Henrik Knobel 4/7/2020



Lab/Office:
DMRO SE/

PickMasterTwin
#4 wiring diagram
robot x 2 + conveyor + camera
NPN encoder
Power-I/O cable 2000034085
basler scout camera

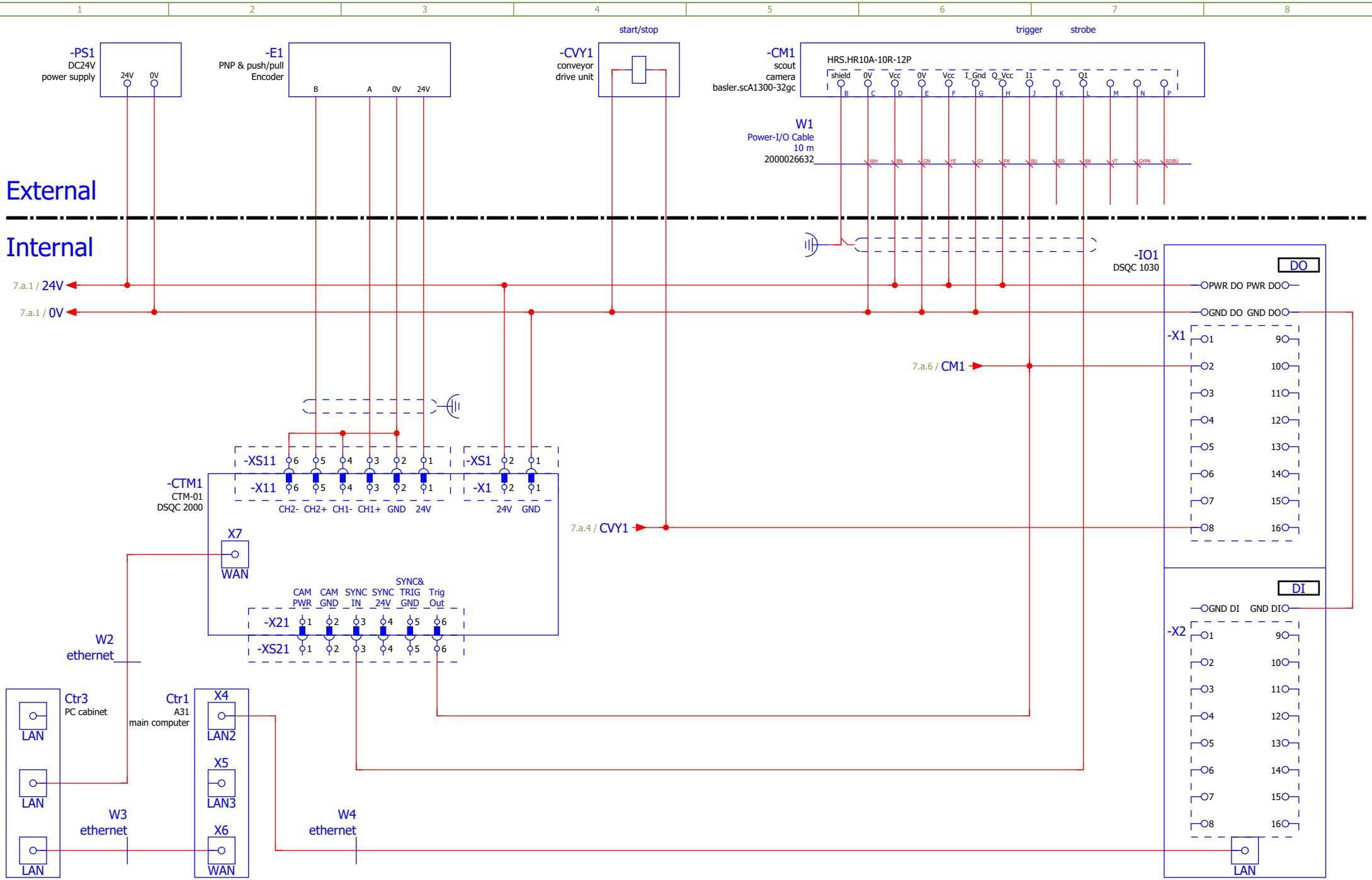
Status: Approved

Plant: = 4
Location: +
Sublocation: +

Document no. 3HAC024480-020

Rev. Ind 00 Page 6.a
Next 7
Total 18

We reserve all rights in this document and in the information contained here in. Reproduction, use or disclosure to third parties without express authority is strictly forbidden. © Copyright 2017 ABB



We reserve all rights in this document and in the information contained here in. Reproduction, use or disclosure to third parties without express authority is strictly forbidden. © Copyright 2017 ABB

Latest revision:

Prepared by, date: Jensen Xu 4/5/2020 Approved by, date: Henrik Knobel 4/7/2020

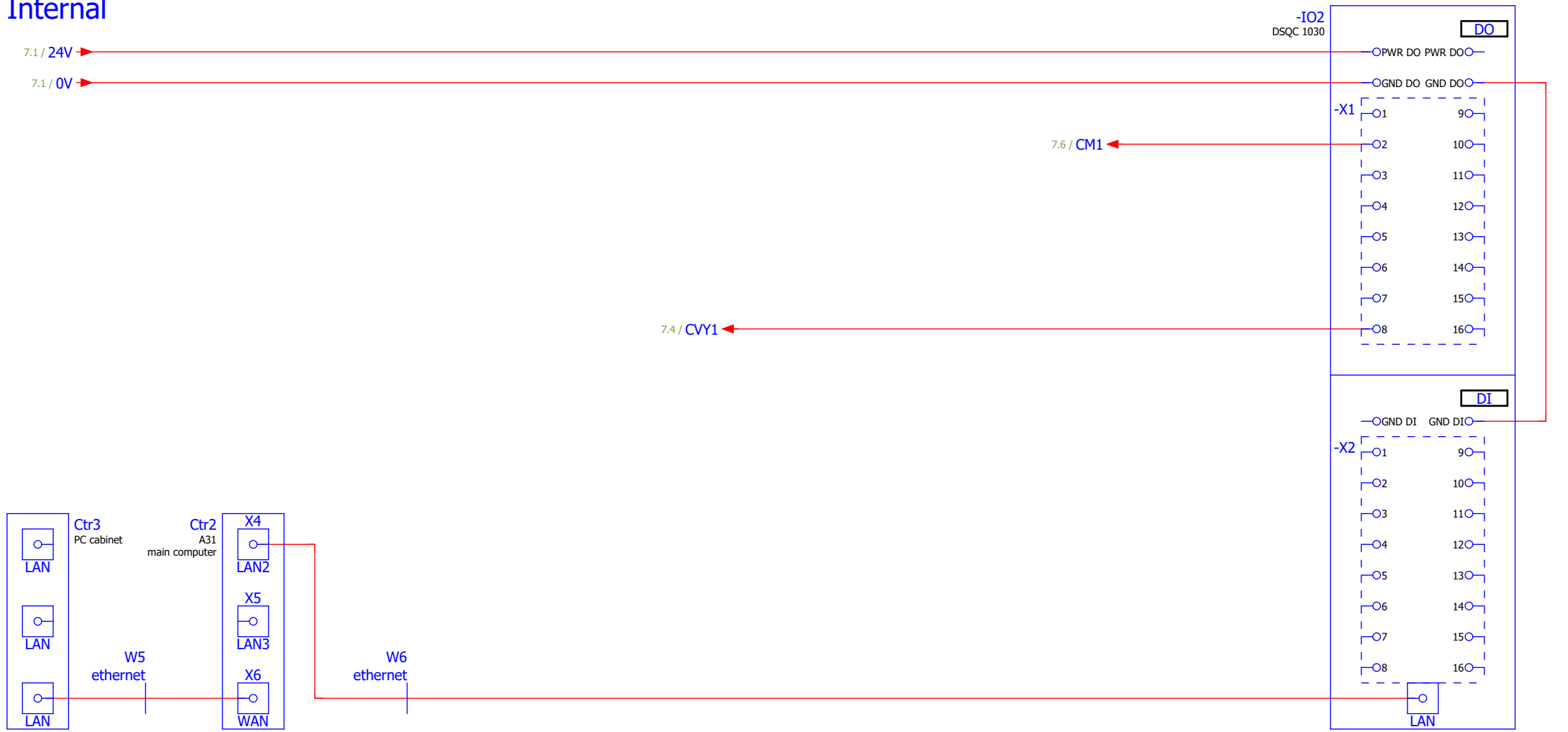
ABB Lab/Office: DMRO SE/

PickMasterTwin
 #4 wiring diagram
 robot x 2 + conveyor + camera
 PNP & push/pull encoder
 Power-I/O cable 2000026632
 basler scout camera

Status: Approved	Plant: = 4 Location: + Sublocation: +
Document no. 3HAC024480-020	Rev. Ind 00 Page 7
	Next 7.a Total 18

External

Internal



Latest revision:

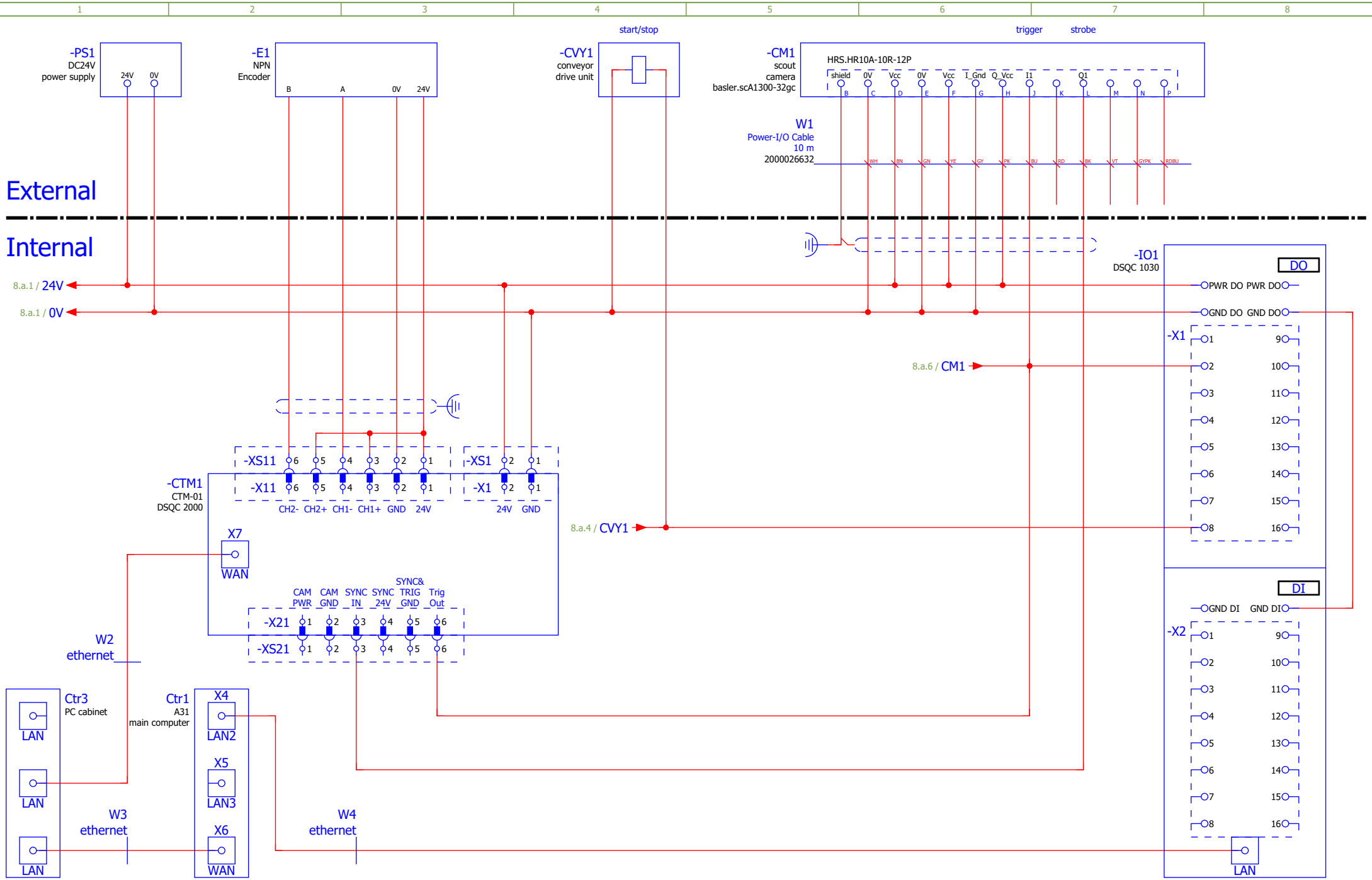
Prepared by, date: Jensen Xu 4/5/2020 Approved by, date: Henrik Knobel 4/7/2020

ABB Lab/Office: DMRO SE/

PickMasterTwin
 #4 wiring diagram
 robot x 2 + conveyor + camera
 PNP & push/pull encoder
 Power-I/O cable 2000026632
 basler scout camera

Status: Approved	Plant: = 4 Location: + Sublocation: +
Document no. 3HAC024480-020	Rev. Ind 00 Page 7.a Next 8 Total 18

We reserve all rights in this document and in the information contained here in. Reproduction, use or disclosure to third parties without express authority is strictly forbidden. © Copyright 2017 ABB



Latest revision:

Prepared by, date: Jensen Xu 4/5/2020

Approved by, date: Henrik Knobel 4/7/2020

ABB Lab/Office: DMRO SE/

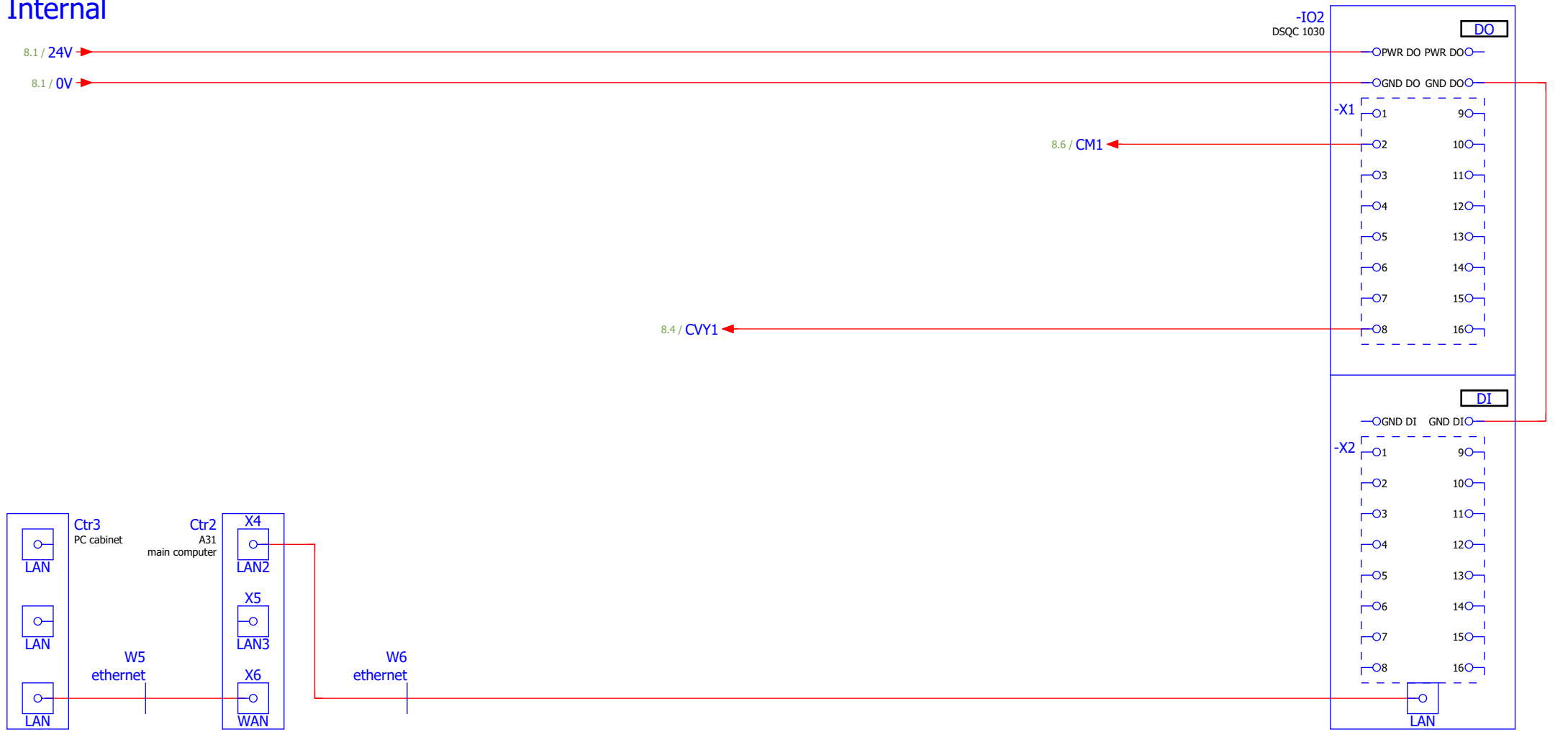
PickMasterTwin
 #4 wiring diagram
 robot x 2 + conveyor + camera
 NPN encoder
 Power-I/O cable 2000026632
 basler scout camera

Status: Approved	Plant: = 4 Location: + Sublocation: +
Document no. 3HAC024480-020	Rev. Ind 00
	Page 8 Next 8.a Total 18

We reserve all rights in this document and in the information contained hereon. Reproduction, use or disclosure to third parties without express authority is strictly forbidden. © Copyright 2017 ABB

External

Internal



Latest revision:

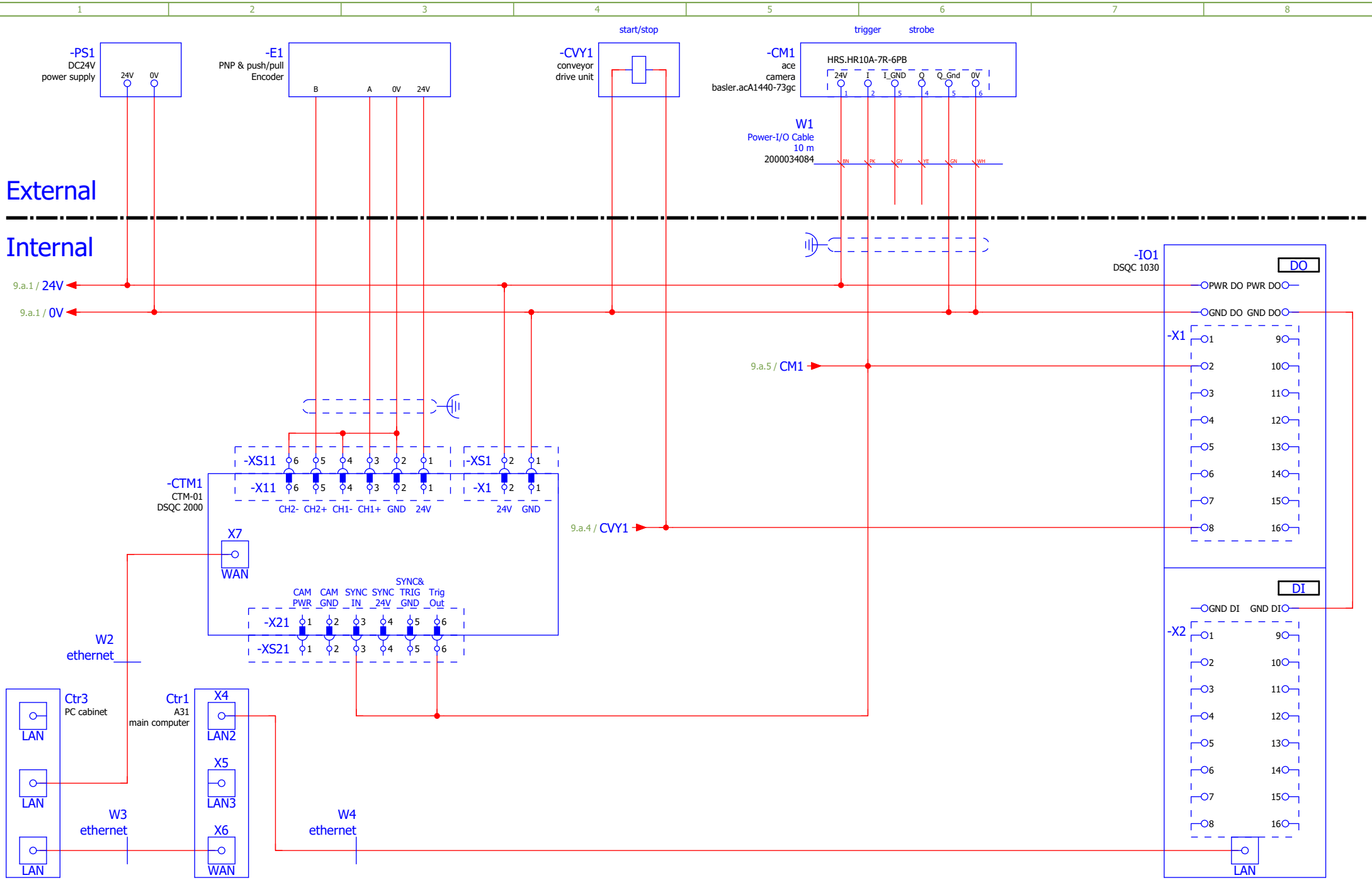
Prepared by, date: Jensen Xu 4/5/2020 Approved by, date: Henrik Knobel 4/7/2020



Lab/Office:
DMRO SE/
PickMasterTwin
#4 wiring diagram
robot x 2 + conveyor + camera
NPN encoder
Power-I/O cable 2000026632
basler scout camera

Status: Approved	Plant: Location: Sublocation:+	Page 8.a
Document no. 3HAC024480-020	Rev. Ind 00	Total 18

We reserve all rights in this document and in the information contained here. Reproduction, use or disclosure to third parties without express authority is strictly forbidden. © Copyright 2017 ABB



We reserve all rights in this document and in the information contained here in. Reproduction, use or disclosure to third parties without express authority is strictly forbidden. © Copyright 2017 ABB

Latest revision:

Prepared by, date: Jensen Xu 4/5/2020 Approved by, date: Henrik Knobel 4/7/2020

ABB Lab/Office: DMRO SE/
 PickMasterTwin #4 wiring diagram
 robot x 2 + conveyor + camera
 PNP & push/pull encoder
 Power-I/O cable 2000034084
 basler ace camera

Status: Approved	Plant: = 4 Location: + Sublocation: +
Document no. 3HAC024480-020	Rev. Ind 00 Page 9 Next 9.a Total 18

External

Internal

9.1 / 24V

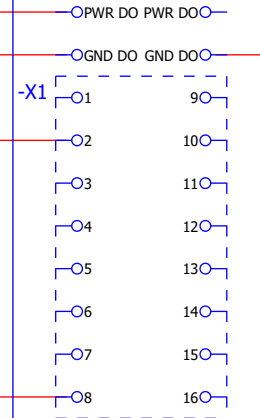
9.1 / 0V

9.5 / CM1

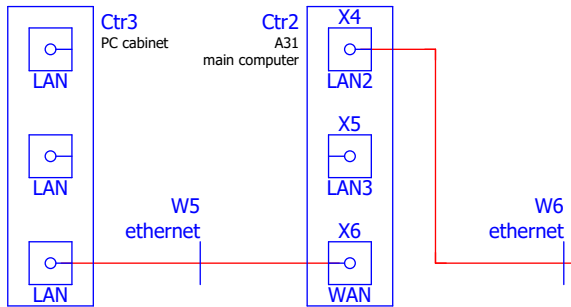
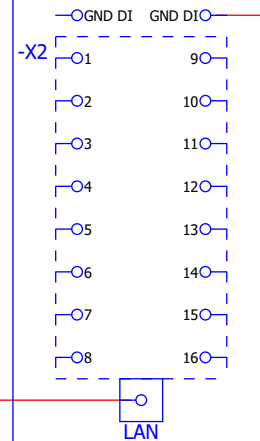
9.4 / CVY1

-I02
DSQC 1030

DO



DI



Latest revision:

Prepared by, date: Jensen Xu 4/5/2020 Approved by, date: Henrik Knobel 4/7/2020



Lab/Office:
DMRO SE/

PickMasterTwin
#4 wiring diagram
robot x 2 + conveyor + camera
PNP & push/pull encoder
Power-I/O cable 2000034084
basler ace camera

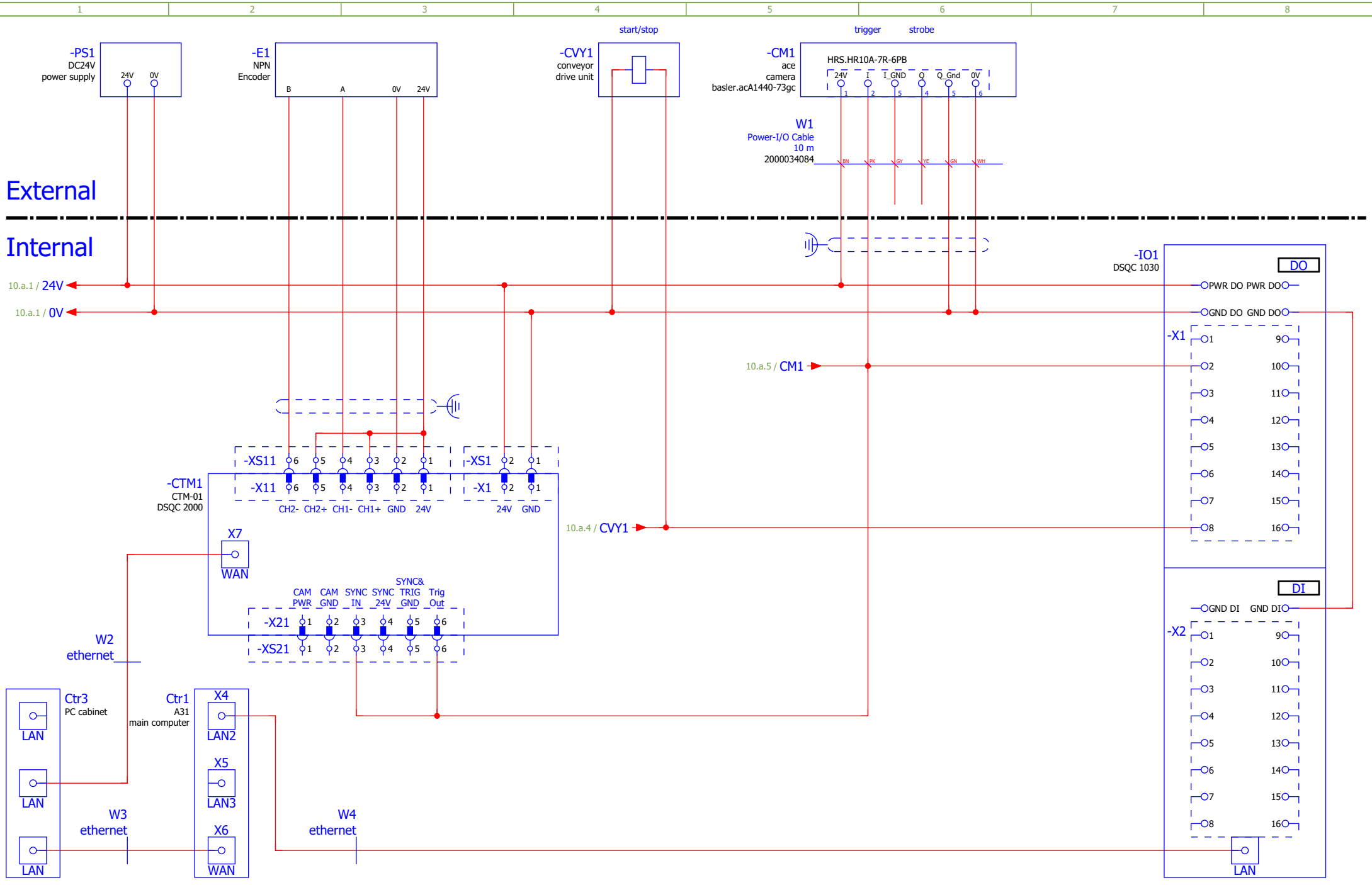
Status: Approved

Plant: = 4
Location: +
Sublocation: +

Document no.
3HAC024480-020

Rev. Ind Page 9.a
00 Next 10
Total 18

We reserve all rights in this document and in the information contained here in. Reproduction, use or disclosure to third parties without express authority is strictly forbidden. © Copyright 2017 ABB



We reserve all rights in this document and in the information contained hereunder. Reproduction, use or disclosure to third parties without express authority is strictly forbidden. © Copyright 2017 ABB

Latest revision:

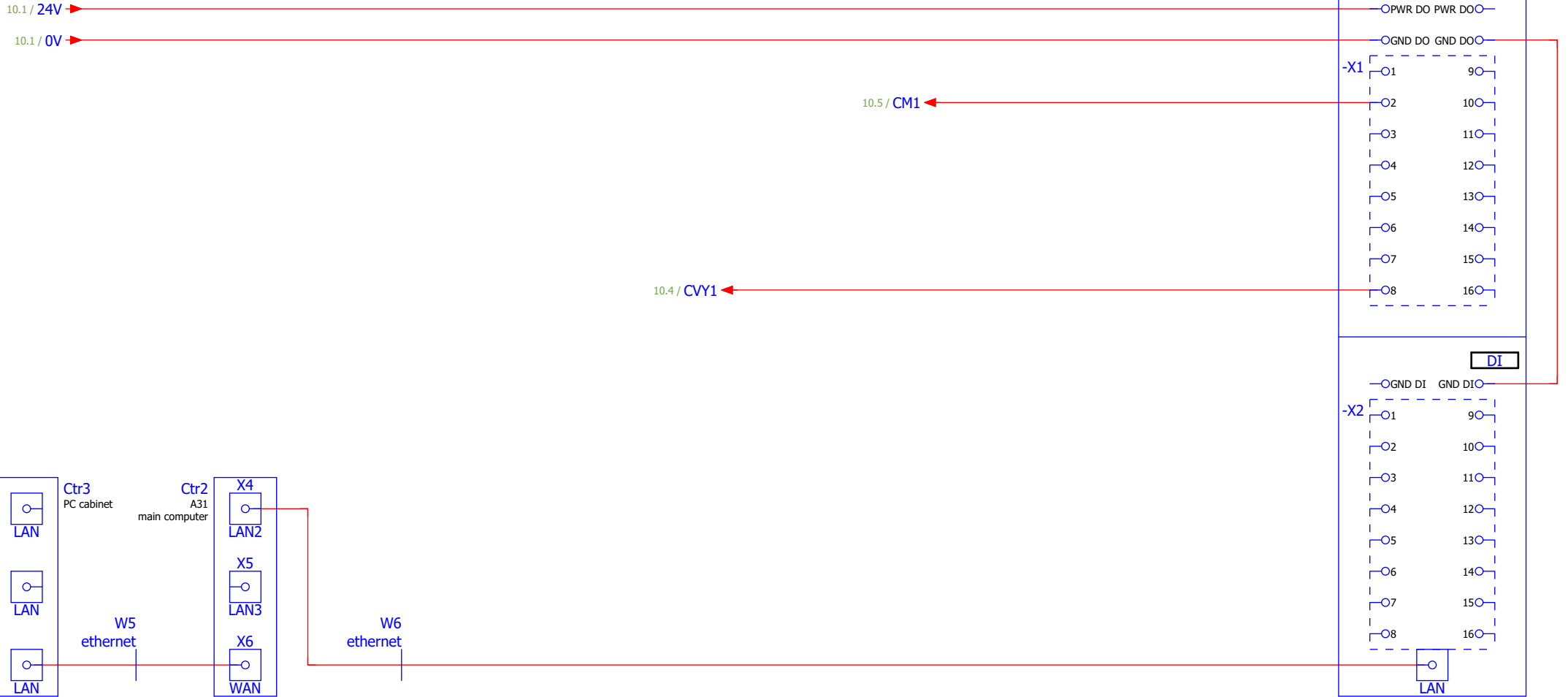
Prepared by, date: Jensen Xu 4/5/2020 Approved by, date: Henrik Knobel 4/7/2020

ABB Lab/Office: DMRO SE/
 PickMasterTwin #4 wiring diagram
 robot x 2 + conveyor + camera
 NPN encoder
 Power-I/O cable 2000034084
 basler ace camera

Status: Approved	Plant: = 4 Location: + Sublocation: +
Document no. 3HAC024480-020	Rev. Ind 00 Page 10 Next 10.a Total 18

External

Internal



Latest revision:

Prepared by, date: Jensen Xu 4/5/2020 Approved by, date: Henrik Knobel 4/7/2020



Lab/Office:
DMRO SE/

PickMasterTwin
#4 wiring diagram
robot x 2 + conveyor + camera
NPN encoder
Power-I/O cable 2000034084
basler ace camera

Status: Approved

Plant: = 4
Location: +
Sublocation: +

Document no.
3HAC024480-020

Rev. Ind Page 10.a
00 Next
Total 18